



Second Half Yearly Monitoring Report on MDM for the State of Rajasthan



Districts Covered

Pratapgarh, Banswara &
Dungarpur

October, 2013 to March, 2014



Shiv Charan Mathur Social Policy Research Institute

CONTENTS

Particulars	Page No.
<i>Preface and Acknowledgement</i>	<i>iii</i>
<i>Abbreviations</i>	<i>iv-v</i>
General Information	1-1
Consolidated report for the districts (Pratapgarh, Banswara & Dungarpur)	2-9
District-Wise Reports	10-53
District Pratapgarh	10-24
District Banswara	25-38
District Dungarpur	39-53
Annexures	54-59
<i>Annexure I - List of Schools with discrepancies regarding MDM Programme</i>	54-56
<i>Annexure II - List of Sampled Schools for MDM Monitoring</i>	57-59

PREFACE & ACKNOWLEDGEMENT

I take immense pleasure in presenting the second half yearly (2013-15) monitoring report covering three districts viz. Pratapgarh, Banswara & Dungarpur.

We gratefully acknowledge the support received from the Ministry of Human Resource Development (MHRD), Sarva Shiksha Abhiyaan and Mid Day Meal (MDM) offices. This work would not have been completed without the support of the district, block and school level officers who helped us by providing the requisite information and logistic support.

I sincerely acknowledge the valuable support of the administrative and research team of the Institute for timely completion of the task.

The Institute has been making all possible attempts to apprise the government and we are hopeful that this report would help in taking measures for strengthening the programme in the state.

(Manish Tiwari)
Joint Director, SCM SPRI

ABBREVIATIONS

ADPC	:	Assistant District Project Coordinator
AEn	:	Assistant Engineer
BEO	:	Block Education Officer
BIS	:	Bureau of Indian Standards
BRC	:	Block Resource Center
CALP	:	Computer Aided Learning Programmes
CCE	:	Comprehensive and Cumulative Evaluation
CD	:	Compact Disk
CPU	:	Compact Processing Unit
CRC	:	Cluster Resource Center
CTS	:	Child Tracking System
CWSN	:	Children With Special Need
DCF	:	Data Capture Format
DIET	:	District Institute of Education & Training
DISE	:	District Information System for Education
DEO	:	District Education Officer
DPC	:	District Programme coordinator
EVs	:	Education Volunteers
Gol	:	Government of India
HM	:	Head Master
IEP	:	Individual Educational Plan
ISO	:	Indian Standard Organization
KGBV	:	Kasturba Gandhi Balika Vidhyalaya
LEHAR	:	Learning Enhancement Activity in Rajasthan
LCD	:	Liquid Crystal Display
MDM	:	Mid Day Meal
MI	:	Monitoring Institution

MIS	:	Management Information System
MoU	:	Memorandum of Understanding
NCF	:	National Curriculum Framework
NGO	:	Non-Government Organization
NPEGEL	:	National Programme for Education of Girls at Elementary Level
OBC	:	Other Backward Cast
OoS	:	Out of School Children
PHED	:	Public Health and Engineering Department
PRI	:	Panchayat Raj Institution
PTR	:	Pupil Teacher Ratio
PS	:	Primary School
RTE	:	Right to Education
SCM SPRI	:	Shiv Charan Mathur Social Policy Research Institute
SDO	:	Sub-Divisional Officer
SFG	:	School Facility Grant
SHG	:	Self Help Group
SMC	:	School Management Committee
SSA	:	Sarva Shiksha Abhiyan
SC	:	Schedule Cast
ST	:	Schedule Tribe
TC	:	Transfer Certificate
TLM	:	Teaching Learning Material
ToR	:	Terms of References
UPS	:	Upper Primary School
VEC	:	Village Education Committee
VER	:	Village Education Register
WER	:	Ward Education Register

**2nd Half Yearly Monitoring Report of Shiv Charan Mathur Social Policy
Research Institute, Jaipur on MDM for the State of Rajasthan
for the period of 1st October, 2013 to 31st March, 2014**

I. GENERAL INFORMATION

S.N.	Information	Details		
1.	Period of the report	1st October, 2013 to 31st March, 2014		
2.	No. of Districts monitored	Three		
3.	Districts' name	1. Pratapgarh,	2. Banswara	3. Dungarpur
4.	Month of visit to the Districts/Schools (information is to be given district wise i.e. District 1, District 2, District 3 etc)	Feb. – Mar. 2014	March 2014	March, 2014
5.	Total number of govt. elementary schools (primary and upper primary to be counted separately) in the Districts Covered by MI (Information s to be given district wise i.e. District 1, District 2, District 3 etc.)	PS+UPS = Total 955 + 331 = 1286	PS+UPS = Total 2239 + 587 = 2826	PS+UPS = Total 1686 + 523 = 2209
6.	Number of government elementary schools monitored (primary and upper primary to be counted separately) Information is to be given for district wise i.e. District 1, District 2, District 3 etc.	PS+UPS = Total 12 + 28 = 40	PS+UPS = Total 15 + 25 = 40	PS+UPS = Total 11 + 29 = 40
7.	Number of schools visited by Nodal Officer of the Monitoring Institute	11 Schools	16 schools	21 Schools
8.	Whether the draft report has been shared with the Commissioner, MDM : YES/NO	YES		
9.	After submission of the draft report to the Commissioner, MDM whether the MI has received any comments: YES/NO	-		
10.	Before sending the reports to the GOI whether the MI has shared the report with Commissioner, MDM.	-		
11.	On the basis of MOU signed between monitoring institute and MHRD and the directions issued by Government of India for monitoring of SSA interventions, a letter has been written to Commissioner SSA, Government of Rajasthan, Jaipur to direct the field officials of three districts to co-operate and support during field visit. First of all one day meeting was organized with the district officials and district in-charge of various interventions to conduct detailed discussions with them regarding the selection of schools for monitoring. The selection of schools was done at district level on the basis of schools report cards, ensuring the representation of various types of schools. The schools were selected, taking into account their availability, location and also the specific kind of academic activities. On location basis in the rural – urban context, atleast 8 schools out of total 40 were selected from urban areas. Six schools with special training centres (3 residential and 3 non–residential subject to availability), two with undergoing civil work activity, two National Programme of Education for Girls at Elementary Level, three Computer Aided Learning and 3 Kasturba Gandhi Balika Vidhyala and three schools with minimum of 3 children with special needs, were selected. The remaining schools constituted the ones with specific problems like gender gap, higher proportion of SC/ST/Minority, low retention and higher drop out rate, school located in the area with sizeable out of school children and adversely affected by seasonal migration were selected. The total number of schools selected was 40 per district.			

CONSOLIDATED REPORT

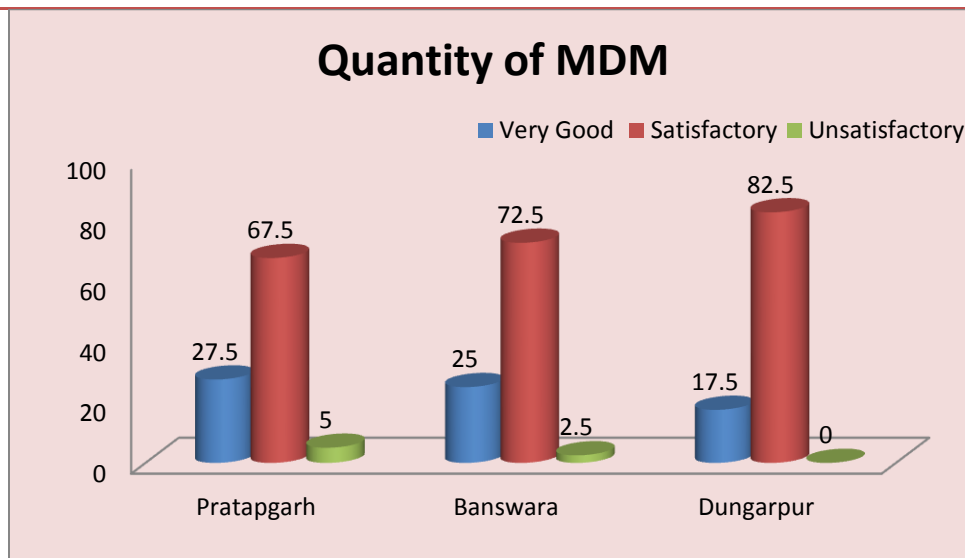
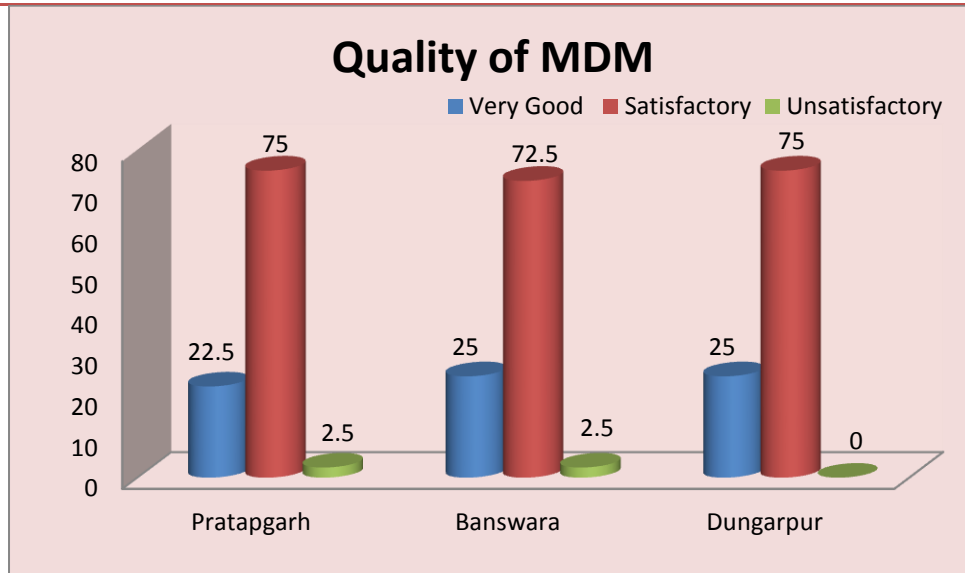
Districts : Pratapgarh, Banswara and Dungarpur

S.N.	Issues
1.	Availability of Food grains
	<ul style="list-style-type: none">• For monitoring of MDM programme, the sample of 120 (38-PS and 82-UPS) schools have been identified.• In these district, there is no centralized kitchen, MDM is cooked at school level in all (100%) sampled schools.• Buffer stock of foodgrains for one month's requirement in advance is found available in 116 (96.6%) schools.• Contractor (lifting agency) delivered foodgrain at school level in time ,regularly in 115(95.8%) schools.• In case of food grain not delivered at school level, headmasters of 5(4.2%) schools, manage to bring it from nearest roadside school.
2.	Timely release of funds
	<ul style="list-style-type: none">• The funds for honorarium of cooks from State Government, received in advance only in 10(8.3%) schools. It is a matter of serious concern.• The average delay in receiving the funds for honorarium of cooks at school level is 3 months per schools, in 110 schools.
3.	Availability of cooking cost
	<ul style="list-style-type: none">• According to 109(90.8%) sampled schools, the cooking cost is not made available in advance. It is regrettable.• 109(90.8%) schools received cooking cost with average delay of 3.1 months per school.• In case of delay in receiving cooking cost, 51(42.5%) schools take cooking material on loan from local shopkeepers and in 58(48.3%) schools, headmaster manages cooking cost for food material from his own picket.

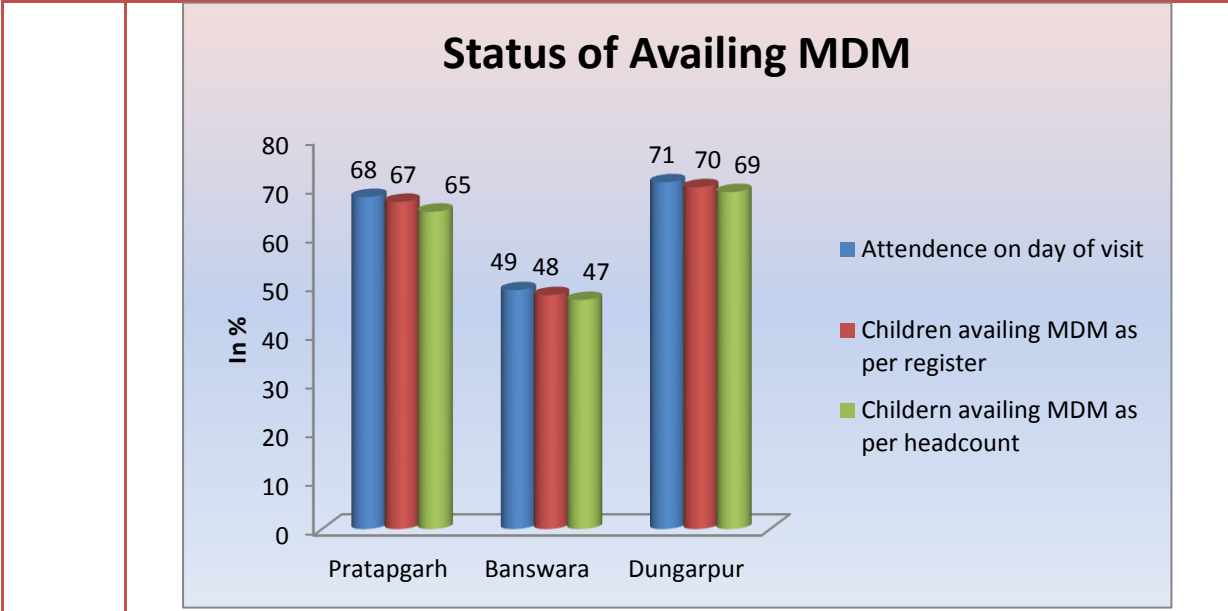
	<div style="text-align: center;"> <h3>Availability of funds for MDM</h3> <table border="1"> <caption>Data for Availability of funds for MDM</caption> <thead> <tr> <th>District</th> <th>Funds for the honorarium of cooks (%)</th> <th>Availability of cooking cost (%)</th> </tr> </thead> <tbody> <tr> <td>Pratapgarh</td> <td>10%</td> <td>10%</td> </tr> <tr> <td>Banswara</td> <td>5%</td> <td>5%</td> </tr> <tr> <td>Dungarpur</td> <td>10%</td> <td>12.5%</td> </tr> </tbody> </table> </div>	District	Funds for the honorarium of cooks (%)	Availability of cooking cost (%)	Pratapgarh	10%	10%	Banswara	5%	5%	Dungarpur	10%	12.5%
District	Funds for the honorarium of cooks (%)	Availability of cooking cost (%)											
Pratapgarh	10%	10%											
Banswara	5%	5%											
Dungarpur	10%	12.5%											
<p>4.</p>	<p>Availability of Cooks and Helpers</p>												
	<ul style="list-style-type: none"> • Cooks and helpers have been engaged by School Management Committee (SMCs) in 107(89.2%) schools, while in 13(10.8%) schools including KGBVs, contractors or self help group have arranged cooks and helpers. • The honorarium of cooks and helpers is Rs.1000/- per month in schools, while in KGBVs cooks get Rs.5000/- and helpers paid Rs.4,500/- per month. • It is regrettable that cooks and helpers of 111(92.5%) schools have not got their honorarium regularly. Cooks and helpers of 9(7.5%) schools including KGBVs are fortunate in this regard. • In 109(90.8%) schools cooks and helpers received their honorarium in cash, while in 10(8.3%) schools the payment is made by cheque, though in 1 school honorarium for cook is paid by e-transfer. Payment of honorarium by e-transfer is appreciable, while payment in cash should be avoided. • The social category of cooks/helpers is ST in most of the schools, representing dominance of the community in the area. • Still there is no provision of training of cooks/helpers in schools, which should be compulsory. 												
<p>5.</p>	<p>Regularity in Serving Meal</p>												
	<ul style="list-style-type: none"> • According feedback received from students, teachers and parents, the fresh hot cooked food served regularly in all (100%) schools. It is indeed a satisfactory situation. 												

6. Quality and Quantity of Meal

- As per feedback received from students, the quality and quantity of served meals is almost satisfactory.
- Per child quantity of pulses and green vegetable in the meal is also found satisfactory.
- Double fortified iodized salt is being used in all (100%) schools.



7.	Variety of Menu
	<ul style="list-style-type: none"> Weekly menu of MDM is decided by State Government for all the schools, which is displayed at appropriate place in 112(93.3%) schools for community information. In most of the schools, daily served meal is as per fixed weekly menu and locally available food material is being used in 112(93.3%) schools.
8.	Display of Information as per RTE Act 2009
	<ul style="list-style-type: none"> The awareness about RTE Act, 2009 is very poor amongst SMC members and schools. The information regarding quantity and date of foodgrain received, balance quantity after utilization during the month, newly purchased food material and number of children for whom food is being prepared are displayed on the school notice board only in 5-12 percent schools. Even Logo of MDM is not displayed at prominent place on the wall in 101(84.2%) schools.
9.	Trend (Details of children availing MDM)
	<ul style="list-style-type: none"> Enrollment in 120 sampled schools - 16393 Attendance of the children on the day of school visit - 62.7% Number of children availing MDM as per register - 61.4% Number of children availing MDM as per headcount - 60.5% Despite the facility of MDM, the attendance of children (62.7%) is not satisfactory. That 2.2% children present on the day of school visit, were not taking MDM is a matter of concern. There is some variation in the numbers of children actually availing MDM and as recorded in the register. This indicates misuse of food material.



10. Social Equity

- Cooked food is served to the children by cook cum helpers in 112(93.3%) schools, by teachers in 4(3.4%) schools and by children themselves in 4(3.3%) schools.
- During food preparation, distribution amongst children and seating arrangement for taking MDM, no discrimination of any kind was noticed in any of the school.

11. Convergence of MDMS with other schemes

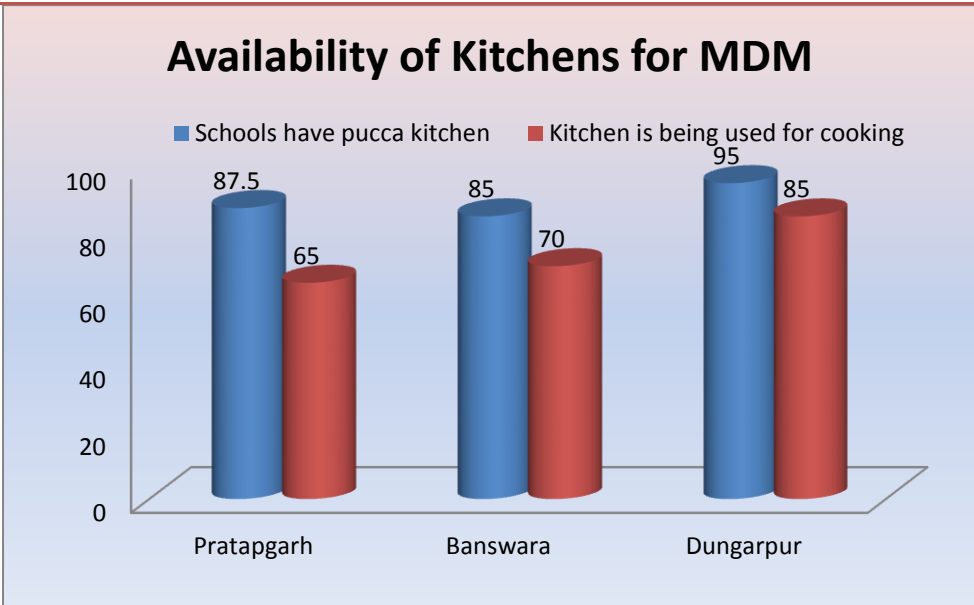
- Utensils for kitchen, plates for taking meal and steel container to storing food ingredients are purchased in most of the schools by School Facility Grant (SFG) under SSA.
- Health details of each child recorded in health register in 102(85%) schools.
- Health check up of children is being done annually in most of the schools by doctors or nurses of State Health Department.
- Micro nutrients and de-worming medicine are given to the children regularly in 112(93.3%) schools by Medical and Health Department.
- First Aid Boxes with essential medicines are available in 51(42.5%) schools.
- Safe potable water for cooking and drinking is available in 112(93.3%) schools.

This facility has been made available in 102(85%) schools under Total Sanitation Programme.

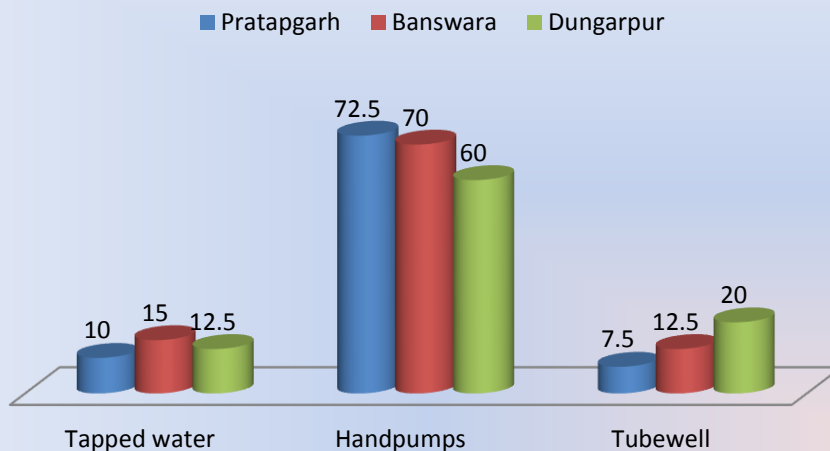
- There is no financial support for MDM in any school by MLA/MP lad scheme.

12. Infrastructural facilities for MDM

- Permanent structure for kitchen cum store exists in 107(89.2%) schools. Out of them, kitchen-cum stores are in use in 88(73.3%) schools.
- Constructed kitchens in 19(15.8%) schools are not in use due to lack of proper smoke outlets, small size and gates and windows are broken.
- MDM is cooked by firewood in 58(48.3%) schools and by cooking gas in 26(21.7%) schools exclusively, while in 36(30%) schools both means of fuel are in use.
- Utensils for kitchen and plates for taking meal are available in adequate numbers in most of the schools.
- Separate toilets are available for boys in 98(81.7%) and for girls in 117(97.5%) schools. Out of them toilets in 96(80.0%) schools are in usable conditions.
- The source of safe drinking water is handpumps in 81(67.5%), tubewell in 16(13.3%) and tap water in 15(12.5%) schools. In 8(6.7%) schools, where potable water is not available, children bring water bottle from their home.
- To avoid fire accident in schools, the equipment of fire extinguisher is available in 103(85.8%) schools.



Sources of Drinking water in schools



13. Environment, Security and Hygiene regarding MDM preparation

- General impression of environment, safety and hygiene is good in 53(44.2%), average in 66(55.0%) and poor in 1(0.8%) schools.
- In most of the schools, children have the habit of saving water and they wash their hands before and after taking meal.
- The condition of hazard during cooking and fuel storage not seen in any of the school.

14. Community participation

- Community members (parents/SMC/village ward elected representatives) usually visit schools to supervise management of MDM, but in most of the schools' roster is not maintained.
- During last one year, there were 860 SMC meetings (average 7 meeting per school) and MDMS was discussed in 556(64.6%) meetings (average 5 meetings per school).

15. Inspection and Supervision

- State, District and Block level officials and local elected representatives visited schools to supervise MDM programme. The frequency of visits by different level official are as under :-

	<ul style="list-style-type: none"> ▪ State level officials – 34 visits of 29 schools. ▪ District level officials – 221 visits of 116 schools ▪ Block level officials – 206 visits of 107 schools ▪ Elected Representatives - 135 visits of 41 schools. <ul style="list-style-type: none"> • The budget under MME from State Commissioner, MDM is provided to only 65(54.2%) schools
16.	Impact of MDMS on enrollment, attendance and health of children
	<ul style="list-style-type: none"> • According to responses of school headmasters, there is positive impact of MDMS on enrollment in 35.8% on attendance in 70.8% and on health of children in 90.0% schools. • As per responses of most of the school heads, social equality amongst children and their nutritional status has improved due to MDM programme.
17.	Grievance Redressal Mechanism
	<ul style="list-style-type: none"> • According to 53(44.2%) schools, grievances redressal mechanism at district level exists. • Still there is no arrangement of toll free telephone at any level to inform about problems being faced regarding MDMS.
18.	General Comment
	<p>The MDMS is indeed a scheme with positive results at the school level particularly in the realm of health and social equality. There are, however, serious gaps in the implementation of the scheme specially in the distribution of monetary support for effective performance at the level of cooks and helpers. There is avoidable delay in the payment of their honorarium. The delay in releasing the cooking cost is also a matter of concern. There is, therefore, the need to tighten the loose ends to make the scheme more effective.</p>



DISTRICT-WISE REPORTS

District – Pratapgarh

S. N.	Indicators	Source of information
1.	<p><u>Availability of foodgrains in schools</u></p> <p>i) Whether buffer stock of foodgrains for one month is available at the school?</p> <p>ii) Whether food grains is delivered in school in time by the lifting agency?</p> <p>iii) If lifting agency is not delivering the food grains at school how the food grains is transported upto school level?</p> <p>iv) Whether the food grains is of FAQ of Grade A quality?</p> <p>v) Whether food grains are released to school after adjusting the unspent balance of the previous months?</p>	<p>School level registers, MDM Registers, Head Teacher, School level MDM functionaries. SHG/implementing agency</p>
	<p>i) Food grains in advance as buffer stock for one month's requirement is found available in 39(97.5%) schools.</p> <p>ii) According to 39(97.5%) schools, authorized lifting agency delivered food grains in schools well in time.</p> <p>iii) In the event of lifting agency not delivering food grains at school level in time, the headmaster of 1 school arrange the food grain at his own level.</p> <p>iv) 38(95%) schools have received the food grain of fare average quality (FAQ), while 2(5%) schools do not have so. This is regrettable.</p> <p>v) New stock of food grains have been received by 36(90%) schools after adjustment with the previous balance stock of food grains.</p>	
2.	<p><u>Timely release of funds for the honorarium of cooks</u></p> <p>i) Whether State is releasing funds to District/block/school on regular basis in advance? If not,</p> <p>a) Period of delay in releasing funds by State to district.</p> <p>b) Period of delay in releasing funds by District to block/schools.</p>	<p>Records/observation/ interaction with teachers and any other person</p>

	<p>c) Period of delay in releasing funds by block to schools.</p> <p>ii) Any other observations.</p>	
	<p>i) The funds for the honorarium of cooks have been released in advance by Commissioner, MDM, on behalf of State Government, only to 4(10%) school SMCs. 36(90%) school SMCs have received the funds with delay of average 3.2 months. It is a matter of serious concern.</p> <p>ii) The fund for honorarium is being released by State Commissioner MDM directly to the bank account of school SMCs.</p>	
3.	<p><u>Availability of Cooking Cost</u></p> <p>i) Whether school/implementing agency has receiving cooking cost in advance regularly?</p> <p>ii) Period of delay, if any, in receipt of cooking cost.</p> <p>iii) In case of non receipt of cooking cost how the meal is served?</p>	<p>School level registers, MDM Registers, Head Teacher, School level MDM functionaries, SHG/implementing agency</p>
	<p>i) Cooking cost received in advance from State Commissioner, MDM only in 4(10%) schools.</p> <p>ii) 36(90%) schools received cooking cost with delay of average 3 months.</p> <p>iii) In case of delay in receiving cooking cost, 12(30%) schools take cooking material on loan from local shopkeepers and in 24(60%) schools, headmaster manage cooking material from his own pocket.</p>	
4.	<p><u>Availability of Cook-cum-helpers</u></p> <p>i) Who engaged Cook-cum-helpers at schools (Department/SMC/VEC/PRI/Self Help Group/NGO/Contractor)?</p> <p>ii) If Cook-cum-helper is not engaged who cooks and serves the meal?</p> <p>iii) Is the number of cook-cum-helpers engaged in the school as per GOI norms or as per State norms?</p> <p>iv) Honorarium paid to cooks cum helpers.</p> <p>v) Mode of payment to cook-cum-helpers?</p> <p>vi) Are the remuneration paid to cook-cum-helpers regularly?</p> <p>vii) Social Composition of cook-cum-helpers? (SC/ST/OBC/ Minority)</p> <p>viii) It there any training module for cook-cum-helpers</p>	<p>Observations and discussion with children teachers, parents, VEC members, Gram Panchayat members and cooks-cum-helpers</p>

<p>ix) Whether training has been provided to cook-cum-helpers?</p> <p>x) In case the meal is prepared and transported by the Centralized kitchen/NGO, whether cook-cum-helpers have been engaged to serve the meal to the children at school level.</p> <p>xi) Whether health check-up of cook-cum-helpers has been done?</p>	
<p>i) The cooks and helpers are engaged by SMCs in 35(87.5%) schools, while in 5(12.5) schools cooks are arranged by self help groups.</p> <p>ii) Situation has not arisen.</p> <p>iii) The number of cooks and helpers engaged in all 40 sampled schools either by SMC or by SHG, whichever is the case, are as per the norms of Gol.</p> <p>iv) In 37(92.5%) schools cooks and helpers get Rs.1000/- per month as honorarium ,while in 3 KGBVs, cooks gets Rs.5000/- and helpers get Rs.4500/- per month.</p> <p>v) Honorarium paid to cooks and helpers in cash in 36(90%) school, while in 4(10%) schools it is paid by cheque.</p> <p>vi) Cooks and helpers get honorarium regularly only in 4(10%) schools, while in 36(90%) schools it is paid with some delay, it is a matter of concern.</p> <p>vii) The social composition of cooks and helper is as under :-</p> <p>a) Social composition of cooks; SC in 4(10%) schools, ST in 11(27.5%) schools, OBC in 21(52.5%) schools and General category in 4(10%) schools.</p> <p>b) Social composition of helpers ; SC in 3(7.5%) schools, ST in 12(30%) schools, OBC in 20(50%) schools and general in 2 to 5% schools. 3(7.5%) schools have no helpers due to less enrollment in schools.</p> <p>viii) There is no training module for cooks and helpers in any of the school.</p> <p>ix) Required training for cooks and helpers have not been given in any of the school.</p> <p>x) There is no centralized kitchen in the district, the meal is cooked at school campus level in all 40 sampled schools and served by cooks and helpers to the children.</p> <p>xi) Health check-up of cooks and helpers has been done only in 2(5%) schools (KGBVs), while this should be compulsory for each cook-cum helper.</p>	

5.	<p><u>Regularity in Serving Meal</u></p> <p>Whether the school is serving hot cooked meal daily? If there was interruption, what was the extent and reasons for the same?</p> <ul style="list-style-type: none"> Hot cooked meal is served daily in all 40(100%) schools as per feedback received from students, teachers, parents and MDM register. It is very satisfactory situation indeed. 	Students, Teachers & Parents, and MDM register
6.	<p><u>Quality & Quantity of Meal</u></p> <p>Feedback from children on</p> <ol style="list-style-type: none"> Quality of meal Quantity of meal Quantity of pulses used in the meal per child. Quantity of green leafy vegetables used in the meal per child. Whether double fortified salt is used? Acceptance of the meal amongst the children. Method/Standard gadgets/equipment for measuring the quantity of food to be cooked and served. <p>{Please give reasons and suggestions to improve, if children were not happy}</p> <ol style="list-style-type: none"> The quality of meal served to the children is very good in 9(22.5%) schools, satisfactory in 30(75%) schools and unsatisfactory only in 1(2.5%) school. The quantity of meal served per child is very good in 11(27.5%) schools, satisfactory in 27(67.5%) schools and unsatisfactory only in 2(5%) schools. The quantity of pulses in meal served per child is very good in 8(20%) schools and satisfactory in 32(80%) schools. The quantity of green vegetables in meal served per child is very good in 5(12.5%) schools and satisfactory in 35(87.5%) schools. Double fortified salt is being used in all 40(100%) schools. Children of 38(95%) schools take meal with full pleasure while children of 2(5%) schools are moderately satisfied. 	Observations of Investigation during MDM service

	<p>g) The cooking material is generally measured as per estimate based on experience.</p> <ul style="list-style-type: none"> As per feedback received, in most of the schools children are satisfied with the quality and quantity of meal served to them, but the children of only 1(2.5%) school desire to increase the food grain from 100 gm. to 150 gm. per child. 	
7.	<p>Variety of Menu</p> <p>i) Who decides the menu?</p> <p>ii) Whether weekly menu is displayed at a prominent place noticeable to community?</p> <p>iii) Is the menu being followed uniformly?</p> <p>iv) Whether menu includes locally available ingredients?</p> <p>v) Whether menu provides required nutritional and calorific value per child?</p>	<p>Observations and discussion with children teachers, parents, VEC members, Gram Panchayat members and cooks. Obtain a copy of menu.</p>
	<p>i) Menu of the meal for every day has been fixed by State Government for all schools.</p> <p>ii) Weekly menu is displayed at a prominent place noticeable to the community in 38(95%) schools, while 2(5%) schools are defaulter in this case.</p> <p>iii) In most of the schools, the meal is being served as per decided weekly menu, only 1(2.5%) school was found as defaulter during school visits.</p> <p>iv) Locally available food material is being utilized in preparing meal in 38(95%) schools.</p> <p>v) According all 40(100%) schools, food served under MDM scheme contains necessary nutrients and caloric value for children.</p>	
8.	<p>Display of information under RTE Act, 2009</p> <p>i) Display of Information under Right of Education Act, 2009 at the school level at prominent place</p> <p>a) Quantity and date of foodgrains received</p> <p>b) Balance quantity of foodgrains utilized during the month.</p> <p>c) Other ingredients purchased, utilized</p> <p>d) Number of children given MDM.</p> <p>e) Daily menu</p>	<p>Observation/ interaction with teacher, children, community members.</p>

- ii) Display of MDM logo at prominent place preferably outside wall of the school.
- i) The status of display of information at prominent place in schools regarding different issues under RTE Act, 2009 is as under :-
- Quantity and date of foodgrain received in schools displayed only in 1(2.5%) school.
 - Balance stock of the foodgrain after monthly consumption is displayed only in 2(5%) schools.
 - The quantity of newly purchased other food ingredients is not displayed in any of the school.
 - The number of children for whom MDM is prepared displayed in 7(17.5%) schools.
 - Daily menu of MDM is displayed in 38(95%) schools.
- ii) The Logo of MDM at prominent place on wall have not displayed in any of the 37(92.5%) schools, it is displayed only in 3 KGBVs.

9. **Trends (Details of children availing MDM)**
- Extent of variation (As per school records vis-à-vis Actual on the day of visit)
- Enrollment
 - No. of children attending the school on the day of visit.
 - No. of children availing MDM as per MDM Register.
 - No. of children actually availing MDM on the day of visit as per head count.
- School level registers, MDM Registers Head Teachers, Schools level MDM functionaries/ Observation of the monitoring team.

	Description	Class-wise position of children								Total
		I	II	III	IV	V	VI	VII	VIII	
(i)	Enrollment of children	478	545	629	775	711	742	797	786	5463
(ii)	No. of children present on the day of visit	288	350	441	535	500	529	542	540	3725(68.2)
(iii)	No. of children availing MDM as per MDM register	287	348	423	516	486	521	531	528	3640(66.6)
(iv)	No. of children actually taking MDM on the day of visit as per head count	283	346	418	506	475	501	510	513	3552(65.0)

- The attendance of children on the day of school visit was 68.2% which is not satisfactory.
- According to MDM register, the number of children availing MDM on the day of school visit

	<p>was 3640(66.6%).</p> <ul style="list-style-type: none"> • The actual number of children availing MDM on the day of school visit as per head count was 3552(65.0%). • Thus, out of children (3725) present on the day of field visit, 97.7% were availing MDM as per MDM register, while it is 95.3% on the basis of headcount. • The variation in the percentage of children availing MDM as per register and as per headcount creates an element of suspicion about possible manipulation in numbers. 	
10.	<p><u>Social Equity</u></p> <p>(i) What is the system of serving and seating arrangements for eating?</p> <p>(ii) Did you observe any gender or caste or community discrimination in cooking or serving or seating arrangements?</p> <p>(iii) The name of the school where discrimination found of any kind may be mentioned in the main body of the report along with date of visit.</p> <p>(iv) If any kind of social discrimination is found in the school, comments of the team may be given in the inspection register of the school.</p>	<p>Observations / Probe/ interaction with the children. Parents in community members.</p>
	<p>i) (a) The cooked meal is served by cook cum helpers in 34(85%) schools, and by teachers in 4(10%) schools. In 2(5%) schools it is served by children themselves.</p> <p>(b) The seating arrangement of children during taking MDM made in verandah in 35(87.5%) schools and in open space in 4(10%) schools. In 1(2.5%) school it is made in classroom.</p> <p>ii) During food preparation, distribution among children and seating arrangement for taking MDM, there was no discrimination of any kind noticed in any of the sampled school.</p> <p>iii) NA</p> <p>iv) NA</p>	
11.	<p><u>Convergence of MDMS With Other Schemes</u></p> <p>1. Sarva Shiksha Abhiyan</p> <p>2. School Health Programme</p> <p>i) Is there school Health Card maintained for each child?</p> <p>ii) What is the frequency of health check up?</p>	<p>Teachers, Students, School Record/School health card</p>

<ul style="list-style-type: none"> iii) Whether children are given micronutrients (Iron, folic acid, vitamin-A dosage) and de worming medicine periodically? iv) Who administers these medicines and at what frequency? v) Whether height and weight record of the children is being indicated in the school health card. vi) Whether any referral during the period of monitoring. vii) Instances of medical emergency during the period of monitoring. viii) Availability of the first aid medical kit in the schools. ix) Dental and eye check-up included in the screening. x) Distribution of spectacles to children suffering from refractive error. <p>3. Drinking Water and Sanitation Programme</p> <ul style="list-style-type: none"> i) Whether potable water is available for drinking purpose in convergence with Drinking Water and Sanitation Programme. <p>4. MPLAD/MLA Scheme.</p> <p>5. Any Other Department/Scheme.</p>	
<p>(1) Convergence with SSA</p> <ul style="list-style-type: none"> i) The utensils for kitchen provided in 24(60%) schools by school facility grant (SFG) under SSA. ii) Steel drums to store the food grains are purchased by SSA budget in 10(25%) schools. iii) Gas connection for cooking the MDM arranged by SSA budget in 6(15%) schools. <p>(2) Convergence with School Health Programme</p> <ul style="list-style-type: none"> i) Instead of individual health card, health register is maintained in 35(87.5%) schools to record the health details of the children. ii) Medical checkup of children takes place monthly in 2(5%) schools, quarterly in 2(5%) schools and half yearly in 31(77.5%) schools. iii) Iron, folic acid, vitamin-dosage and de-worming tablets are given regularly to the children of 35(87.5%) schools. iv) These micro-nutrients have been provided by State Health Department in 35(87.5%) schools and distributed amongst children monthly in 8(20%) schools, quarterly in 4(10%) schools, half yearly in 9(22.5%) schools and annually in 14(35%) schools. v) The weight and height of the children recorded in the school health register in 33(82.5%) schools. 	

	<p>vi) During Monitoring of SSA activities and MDM programme one child was referred to the hospital for treatment.</p> <p>vii) No incident of medical emergency occurred in any school during monitoring.</p> <p>viii) First aid box was available in 21(52.5%) schools, but the medicines were found of expired date in 1 school.</p> <p>ix) During medical checkup of the children, eyes and teeth were examined in 18(45%) schools only.</p> <p>x) In 3(7.5%) schools spectacles with refractive error have been provided to the children.</p> <p>(3)Convergence with Drinking water and sanitation programme:</p> <p>a) For cooking MDM and drinking, safe water is available in 36(90.0%) schools.</p> <p>b) Out of 36, in 31(86.0%) schools, the safe potable water made available under drinking water and sanitation programme.</p> <p>(4) MLA/MP LAD scheme:</p> <p>No school received the financial support from MLA/MP LAD scheme.</p> <p>(5) Only 1(2.5%) school has received some kind of financial support from gram panchayat under Famine Relief Scheme.</p>	
12.	<p><u>Infrastructure for MDM</u></p> <p>1. Kitchen-cum-Store</p> <p>a) Is a pucca kitchen shed-cum-store:</p> <p>i) Constructed and in use</p> <p>ii) Under which Scheme Kitchen-cum-store constructed MDM/ SSA/Others.</p> <p>iii) Constructed but not in use (Reasons for not using)</p> <p>iv) Under construction</p> <p>v) Sanctioned, but construction not started</p> <p>vi) Not sanctioned</p> <p>b) In case the pucca kitchen-cum-store is not available, where is the food being cooked and where the foodgrains other ingredients are being stored?</p> <p>c) Kitchen-cum-store in hygienic condition, properly ventilated and away from classrooms.</p>	School records, discussion with head teacher, teacher, VEC, Gram Panchayat members.

	<p>d) Whether MDM is being cooked by using firewood or LPG based cooking?</p> <p>e) Whether on any day there was interruption due to non-availability of firewood or LPG?</p>	
	<p>(a)</p> <p>(i) Permanent structure of kitchen is available in 35(87.5%) schools, out of them kitchen of 26(74.3%) schools are in use.</p> <p>(ii) The kitchen in these schools have been constructed under MDM scheme in 15(37.5%) schools, under SSA in 7(17.5%) schools and by Panchayat Raj Department in 13(32.5%) schools.</p> <p>(iii) Kitchens in 9(25.7%) schools are not in use due to some reasons mentioned as under :-</p> <ul style="list-style-type: none"> • Final finishing of kitchen has not been completed in 3 schools. • Smoke out lets is not proper in 3 schools. • Kitchen is being used by Anganwadi Centre in 1 school. • Gates and windows are not proper, so fear of theft is there in 2 schools. <p>(iv) In 1 school kitchen is under construction.</p> <p>(v) Not applicable</p> <p>(vi) The budget for construction of kitchen has not been sanctioned in 2 schools.</p> <p>(b) Schools with no permanent kitchen facility, stores foodgrain and cooked MDM in classrooms in 4(10%) schools, while in 1 school headmaster room is used for this purpose.</p> <p>(c) Kitchens in 29(72.5%) schools have proper ventilation and smoke outlets, which do not create any problem to classroom children.</p> <p>(d) As fuel for cooking MDM, gas cylinder is being used in 14(35%) schools and firewood in 5(12.5%) schools exclusively, while 21(52.5%) schools are using both facilities.</p> <p>(e) There is no instance of interruption in providing MDM due to non-availability of fuel in any school.</p>	
	<p>2. Kitchen Devices</p> <p>i) Whether cooking utensils are available in the school?</p> <p>ii) Source of funding for cooking and serving utensils – Kitchen Devices fund/MME/Community contribution/others.</p> <p>iii) Whether eating plates etc. are available in the school?</p> <p>iv) Source of funding for eating plates MME/Community contribution/others?</p>	

	<p>i) For cooking MDM, kitchen devices are available in all 40(100%) schools, in 39(97.5%) schools, there are sufficient in numbers.</p> <p>ii) Budget for kitchen devises made available to schools from different sources as under :-</p> <ul style="list-style-type: none"> • From kitchen device funds in 3(7.5%) schools. • From MDM equipment (MME) funds in 18(45%) schools. • From SSA by school facility grant in 19(47.5%) schools. <p>iii) Utensils (plates/thalees) for children to take MDM are available in all 40(100%) schools.</p> <p>iv) The utensils have been arranged by school facility grants (SFG) in 33(82.5%) schools, while in 7(17.5%) schools it is arranged- from MDM funds.</p>
	<p>3. Availability of storage bins</p> <p>Whether storage bins are available for foodgrains? If yes, what is the source of their procurement?</p> <ul style="list-style-type: none"> • Steel drums with covers for storage of food ingredients are available in 25(62.5%) schools, these are managed from school facility grant under SSA.
13.	<p>1. Toilets in the school</p> <p>i) Is separate toilet for the boys and girls are available? Are toilets usable?</p> <p>i) Separate toilets facility is available for boys in 29(72.5%) and for girls in 38(95%) schools. Toilets are in usable conditions in 34(85%) schools.</p> <p>2. Source of potable water</p> <p>i) Is Tap water/tube well/hand pump/well/Jet pump available? Any other source</p> <p>i) As source of potable water, there are hand pumps in 29(72.5%) schools, tube well in 3(2.5%) schools and tape water in 4(3.3%) schools. In 4(10%) schools, where potable water is not available, children bring water bottle from their home.</p> <p>6. Availability of fire extinguishers</p> <ul style="list-style-type: none"> • Fire extinguisher is available in 36 (90%) schools.

	<p>7. Availability of IT infrastructure</p> <p>a) Number of computers available in the school (if any).</p> <p>b) Availability of internet connection (if any).</p> <p>c) Using any IT/IT enabled services based solutions/services (like e-learning etc.) (if any)</p>	
14.	<p>Safety & Hygiene</p> <p>i. General Impression of the environment, Safety and hygiene.</p> <p>ii. Are children encouraged to wash hands before and after eating.</p> <p>iii. Do the children partake meals in an orderly manner?</p> <p>iv. Conservation of water?</p> <p>v. Is the cooking process and storage of fuel safe, not posing any fire hazard?</p>	Observation/ interaction
	<p>i. The situation of safety and hygiene with regard to preparation of MDM is good in 20(50%) schools, while it is fair in remaining 20(50%) schools.</p> <p>ii. Children are encouraged to wash their hands before and after taking meal in 38(95%) schools.</p> <p>iii. Children take meal with discipline and in orderly manner in 39(97.5%) schools.</p> <p>iv. Children have a habit to conserve the water in 39(97.5%) schools.</p> <p>v. The possibility of hazards in cooking and storage of fuel is not noticed in any of the school.</p>	
15.	<p>Community Participation</p> <p>i) Extent of participation by Parents/VECs/Panchayats/Urban bodies in daily supervision, monitoring.</p> <p>ii) Is any roster of community members being maintained for supervision of the MDM?</p> <p>iii) Is there any social mechanism in the school?</p> <p>iv) Number of meetings of SMC held during the monitoring period.</p> <p>v) In how many of these meeting issues related to MDM were discussed?</p>	Discussion with head teacher, teacher, Parents, VEC, Gram Panchayat members

	<p>i) Community (parents and SMC) members visit schools to supervise MDM programme weekly in 4(10%), monthly in 25(62.5%), quarterly in 7(17.5%) and half yearly in 4(10%) schools.</p> <p>ii) Roster of community members for supervise the MDM is prepared only in 5(12.5%) schools, remaining 35(87.5%) schools do not have this arrangement.</p> <p>iii) The mechanism of social audit with regards to MDMS is exist only in 9(22.5%) schools.</p> <p>iv) During last year total 267 SMC meetings (average 7 per school) were held in 40 sampled schools.</p> <p>v) During SMC meetings MDMS were discussed in 117(43.8%) meetings of 33 schools.</p>	
16.	<p><u>Inspection & Supervision</u></p> <p>i) It there any inspection Register available at school level?</p> <p>ii) Whether school has received any funds under MME component?</p> <p>iii) Whether State/District/Block level officers/officials inspecting the MDM Schemes?</p> <p>iv) The frequency of such inspections?</p>	<p>School records, discussion with head teacher, teachers, VEC, Gram Panchayat members</p>
	<p>i) Inspection register for comments regarding MDMS is maintained in 25(62.5%) schools.</p> <p>ii) Budget for MME made available in 24(60%) schools.</p> <p>iii) The inspection of MDMS by State, District and Block officials is in practice in all 40(100%) schools.</p> <p>iv) The number of visits during last year to observe MDMS in schools by different level officials are as under :-</p> <ul style="list-style-type: none"> • State level officials - 25 visits in 21 schools • District level officials - 52 visits in 40 schools • Block level officials - 101 visits in 39 schools • Elected representatives - 54 visits in 16 schools • Most of the officials, visited schools to observe MDMs, have signed on register as comments. While some of them have comments on management of MDM and on safety and hygiene of environment of kitchen. 	

17.	<p><u>Impact of MDMS</u></p> <p>i) Has the mid day meal improved the enrollment, attendance of children in school?</p> <p>ii) Whether mid day meal has helped in improvement of the social harmony?</p> <p>iii) Whether mid day meal has helped in improvement of the nutritional status of the children?</p> <p>iv) Is there any other incidental benefit due to serving of meal in schools?</p>	School records, discussion with head teacher, teachers, students, VEC, Gram Panchayat members.
	<p>i) The observations about impact of MDM scheme on enrollment, attendance and health of children are as under :-</p> <p>a) According to only 8(20%) schools enrollment of children has improved.</p> <p>b) 27(67.5%) schools reported that attendance of children has increased due to MDMS.</p> <p>c) The impact of MDMS on health of the children is positive according to 38(95%) schools.</p> <p>ii) According 35(87.5%) schools the value of social equality amongst children has increased due to MDMS.</p> <p>iii) MDM has contributed in improving the nutritional status of children according 36(90%) schools.</p> <p>iv) Good habits like sociability, cooperation, discipline, cleanness among children has improved due to MDMS.</p>	
18.	<p><u>Grievance Redressal Mechanism</u></p> <p>i) Is any grievance redressal mechanism in the district for MDMS?</p> <p>ii) Whether the district/block/school having any toll free number?</p>	Observation/ interaction with teacher, children, community members.
	<p>i) To solve the problems regarding MDMS, grievances redressal mechanism exists in 25(62.5%) schools at district level.</p> <p>ii) To inform about problems regarding MDMS, there is no arrangement of toll free telephone at school, block and district level.</p>	

19.	<p>General comment</p> <p>Though generally speaking MDM is a successful venture benefitting large number of students in terms of enrollment, health, attendance etc., there are some deficiencies in the quality of cooked food according to children in some schools. Prescribed menu is not adhered to and fruits are not served once a week as per norms. Supervision by the community members is poor and certain essential items like first aid box fire extinguishers, medical check up etc. are inadequately available in a number of schools. Effective steps are needed to further strengthen the system at different levels.</p>
-----	---



District - Banswara

S. N.	Indicators	Source of information
1.	<p><u>Availability of foodgrains</u></p> <p>i) Whether buffer stock of foodgrains for one month is available at the school?</p> <p>ii) Whether foodgrains is delivered in school in time by the lifting agency?</p> <p>iii) If lifting agency is not delivering the foodgrains at school how the foodgrains is transported upto school level?</p> <p>iv) Whether the foodgrains is of FAQ of Grade A quality?</p> <p>v) Whether food grains is released to school after adjusting the unspent balance of the previous months?</p>	<p>School level registers, MDM Registers, Head Teacher, School level MDM functionaries. SHG/implementing agency</p>
	<p>i) Buffer stock of food grains for one month's requirement in advance is available in 100% sampled schools.</p> <p>ii) According to 39(97.5%) schools, contractor supplied food grain at school level regularly. There is problem in this regard in 1 school due to difficult approach to school.</p> <p>iii) In this school food grain provided by headmaster of nearest roadside school.</p> <p>iv) The quality of received food grain is at fare average level in 39(97.5%) schools. In 1 school it is reported to be of low quality.</p> <p>v) The new stock of food grain supplied after adjustment of previous balance stock in 35(87.5%) schools.</p>	
2.	<p><u>Timely release of funds for honorarium of cooks</u></p> <p>i) Whether State is releasing funds to District/block/school on regular basis in advance? If not,</p> <p>a) Period of delay in releasing funds by State to district.</p> <p>b) Period of delay in releasing funds by District to block/schools.</p> <p>c) Period of delay in releasing funds by block to schools.</p> <p>ii) Any other observations.</p>	<p>Records/observation/ interaction with teachers and any other person</p>

	<p>i) The funds for honorarium of cooks has not been received in advance by 38(95%) schools. It is highly regrettable.</p> <p>ii) Generally, schools received funds for honorarium of cooks from State Commissioner MDM by 3-4 months late. It is highly objectionable.</p>	
3.	<p><u>Availability of Cooking Cost</u></p> <p>i) Whether school/implementing agency has been receiving cooking cost in advance regularly?</p> <p>ii) Period of delay, if any, in receipt of cooking cost.</p> <p>iii) In case of non receipt of cooking cost how the meal is served ?</p>	<p>School level registers, MDM Registers, Head Teacher, School level MDM functionaries, SHG/implementing agency</p>
	<p>i) Cooking cost also not received in advance by 38(95%) schools.</p> <p>ii) On an average the delay in receiving cooking cost has been 3-4 months affecting preparation of meal in 38(95%) schools.</p> <p>iii) In case of non-availability of cooking cost, 18(45%) schools arrange it by loan from local market and headmaster of 20(50%) schools arrange it from his own pocket.</p>	
4.	<p><u>Availability of Cook-cum-helpers</u></p> <p>i) Who engaged Cook-cum-helpers at schools (Department/SMC/VEC/PRI/Self Help Group/NGO/Contractor)?</p> <p>ii) If Cook-cum-helper is not engaged who cooks and serves the meal?</p> <p>iii) Is the number of cook-cum-helpers engaged in the school as per GOI norms or as per State norms?</p> <p>iv) Honorarium paid to cooks cum helpers.</p> <p>v) Mode of payment to cook-cum-helpers?</p> <p>vi) Are the remuneration paid to cook-cum-helpers regularly?</p> <p>vii) Social Composition of cook-cum-helpers (SC/ST/OBC/ Minority) ?</p> <p>viii)It there any training module for cook-cum-helpers</p> <p>ix) Whether training has been provided to cook-cum-helpers?</p> <p>x) In case the meal is prepared and transported by the Centralized</p>	<p>Observations and discussion with children teachers, parents, VEC members, Gram Panchayat members and cooks-cum-helpers</p>

	<p>kitchen/NGO, whether cook-cum-helpers have been engaged to serve the meal to the children at school level.</p> <p>xi) Whether health check-up of cook-cum-helpers has been done?</p>	
	<p>i) Cook and helpers have been engaged by school management committee (SMCs) in 38(95%) schools, while in 2 KGBVs contractors arranged cooks and helpers.</p> <p>ii) NA</p> <p>iii) The members of cooks and helpers are as per norms of GoI in all 40(100%) schools.</p> <p>iv) In 38 schools cooks and helpers get Rs.1000/- per month as honorarium, while in 2 KGBVCs the honorarium of cooks is Rs.5000/- per month and it is Rs.4500/- per month for helpers.</p> <p>v) In 38(95%) schools, cooks and helpers received their honorarium in cash, while in 2 KGBVs the payment is made by cheque.</p> <p>vi) The payment of honorarium is regular only in 2(5%) KGBVs (schools), the cooks and helpers of 38(95%) schools are unfortunate in this regard.</p> <p>vii) (a)The social category of cooks is SC in 2(5%), ST in 27(67.5%), OBC in 5 (12.5%) and General in 6(15%) schools.</p> <p>(b) The social composition of helpers is ST in 25(62.5%), minority Muslim in 1(2.5%), and general in 4(10%) schools. The post of helpers do not exists in 10(25%) schools due to less enrollment of children.</p> <p>viii) There is no training module for the training of cooks and helpers in any of the 40 schools.</p> <p>ix) Cooks and helpers do not get training in any of the 40 schools.</p> <p>x) The food is cooked at school level in all schools, hence there is no provision of centralized kitchen in the district.</p> <p>xi) The medical check up of cooks and helpers has been done only in 2(5%) KGBV (schools), which should be made compulsory for every school.</p>	
5.	<p><u>Regularity in Serving Meal</u></p> <p>Whether the school is serving hot cooked meal daily? If there was interruption, what was the extent and reasons for the same?</p>	<p>Students, Teachers & Parents, and MDM register</p>
	<ul style="list-style-type: none"> • According to feedback received from students, teachers, parents and MDM register hot 	

	cooked food is served in 39(97.5%) schools. Only in one school, UPS Moradi (Garhi), there was interruption for 3 days due to heavy rains.	
6.	<p><u>Quality & Quantity of Meal</u></p> <p>Feedback from children on</p> <ol style="list-style-type: none"> Quality of meal Quantity of meal Quantity of pulses used in the meal per child. Quantity of green leafy vegetables used in the meal per child. Whether double fortified salt is used? Acceptance of the meal amongst the children. Method/Standard gadgets/equipment for measuring the quantity of food to be cooked and served. <p>{Please give reasons and suggestions to improve, if children were not happy}</p>	Observations of Investigation during MDM service
	<ul style="list-style-type: none"> As per observation and feedback received from children : <ol style="list-style-type: none"> The quality of served food is very good in 10(25%), satisfactory in 29(72.5%) and unsatisfactory in 1(2.5%) schools. The quantity of served food per child is very good in 10(25%) satisfactory in 29(72.5%) and unsatisfactory in 1(2.5%) school. The quantity of pulses in food per child is very good in 8(20%) and satisfactory in 32(80%) schools. The quantity of green vegetables in food per child is very good in 7(17.5%), satisfactory in 31(77.5%) and unsatisfactory in 2(5%) schools. Double fortified iodized salt is being used in all 40(100%) schools. Children take food with pleasure in 37(92.5%) schools, while children of 3(7.5%) schools are moderately satisfied with food. The measurement of raw material for cooking food is made on assumption on the basis of children's attendance in all sampled schools. 	

7.	<p>Variety of Menu</p> <ul style="list-style-type: none"> i) Who decides the menu? ii) Whether weekly menu is displayed at a prominent place noticeable to community? iii) Is the menu being followed uniformly? iv) Whether menu includes locally available ingredients? v) Whether menu provides required nutritional and calorific value per child? 	<p>Observations and discussion with children teachers, parents, VEC members, Gram Panchayat members and cooks. Obtain a copy of menu.</p>
	<ul style="list-style-type: none"> i) State government decides weekly menu of MDM for all the schools. ii) Weekly menu of MDM is displayed at prominent place on the wall in 36(90%) schools. iii) Food is given to the children as per decided weekly menu in all (100%) schools. iv) Locally available ingredients used for MDM in 35(87.5%) schools. v) According to all 40(100%) schools, necessary nutritional value and calories are there in MDM given per child. 	
8.	<p>Display of information under RTE Act, 2009</p> <ul style="list-style-type: none"> i) Display of Information under Right of Education Act, 2009 at the school level at prominent place <ul style="list-style-type: none"> a) Quantity and date of foodgrains received b) Balance quantity of foodgrains utilized during the month. c) Other ingredients purchased, utilized d) Number of children given MDM. e) Daily menu ii) Display of MDM logo at prominent place preferably outside wall of the school. 	<p>Observation/ interaction with teacher, children, community members.</p>
	<ul style="list-style-type: none"> i) Under RTE Act, 2009, the status of display of information at appropriate place in schools are :- <ul style="list-style-type: none"> a) The data of receipt and quantity of food material is displayed by only 2(5%) schools. b) Balance stock of food material after monthly consumption displayed by 1(2.5%) school. c) The quantity of newly purchased food ingredients displayed by only 1(2.5%) schools. 	

- d) The number of children for whom food is prepared on the day is displayed only in 3(7.5%) schools.
- e) Daily menu of MDM is displayed in 36(90%) schools
- ii) MDM Logo is displayed at appropriate place on the wall outside the school only in 1(2.5%) schools. The above data shows that most of the school heads are still unaware about the provision of RTE Act, 2009.

9. **Trends (Details of children availing MDM)**

Extent of variation (As per school records vis-à-vis Actual on the day of visit)

- i. Enrollment
- ii. No. of children attending the school on the day of visit.
- iii. No. of children availing MDM as per MDM Register.
- iv. No. of children actually availing MDM on the day of visit as per head count.

School level registers, MDM Registers Head Teachers, Schools level MDM functionaries/ Observation of the monitoring team.

S. N.	Description	Class-wise position of children								
		I	II	III	IV	V	VI	VII	VII	Total %
(i)	Enrollment	488	559	728	801	750	843	746	708	5623
(ii)	No. of children present on the day of visit	219	268	338	407	380	422	348	377	2759 (49.1)
(iii)	No. of children availing MDM as per MDM register	212	262	331	400	377	419	344	375	2720 (48.4)
(iv)	No. of children actually taking MDM on the day of visit as per head count.	212	259	328	397	372	411	340	370	2689 (47.2)

- The attendance of children on the day of school visit was 49.1% which is very poor.
- The percentage of children availing MDM as per register is 48.4% of the total enrollment and 98.6% of the attendance of the children on the day of visit.
- The percentage of children availing MDM as per headcount is 47.2 of the total enrollment and 97.5 of the total attendance.
- The variation between numbers of children availing MDM as per register record and as per actual head count is a matter of concern, it shows manipulation in utilized foodgrain material.

10.	<p><u>Social Equity</u></p> <p>(i) What is the system of serving and seating arrangements for eating?</p> <p>(ii) Did you observe any gender or caste or community discrimination in cooking or serving or seating arrangements?</p> <p>(iii) The name of the school where discrimination found of any kind may be mentioned in the main body of the report along with date of visit.</p> <p>(iv) If any kind of social discrimination is found in the school, comments of the team may be given in the inspection register of the school.</p>	Observations / Probe/ interaction with the children. Parents in community members.
	<p>i) Cooked food is served in all (100%) schools by cooks and helpers. The seating arrangement of children for taking MDM is made in verandah in 37(92.5%) schools and in open space in 2(5%) schools, while in 1(2.5%) school it is in classroom.</p> <p>ii) No discrimination of any kind was noticed in preparation of food, serving MDM and seating arrangement of children in any of the school.</p> <p>iii) NA</p> <p>iv) NA</p>	
11.	<p><u>Convergence of MDMS With Other Schemes</u></p> <p>1. Sarva Shiksha Abhiyan</p> <p>2. School Health Programme</p> <p>i) Is there school Health Card maintained for each child?</p> <p>ii) What is the frequency of health check up?</p> <p>iii) Whether children are given micronutrients (Iron, folic acid, vitamin-A dosage) and de worming medicine periodically?</p> <p>iv) Who administers these medicines and at what frequency?</p> <p>v) Whether height and weight record of the children is being indicated in the school health card.</p> <p>vi) Whether any referral during the period of monitoring.</p> <p>vii) Instances of medical emergency during the period of monitoring.</p>	Teachers, Students, School Record/School health card

- viii) Availability of the first aid medical kit in the schools.
 - ix) Dental and eye check-up included in the screening.
 - x) Distribution of spectacles to children suffering from refractive error.
3. Drinking Water and Sanitation Programme
- i) Whether potable water is available for drinking purpose in convergence with Drinking Water and Sanitation Programme.
4. MPLAD/MLA Scheme.
5. Any Other Department/Scheme.

(1) Convergence with SSA.

- The utensils for kitchen and plates for taking MDM in 27(67.5%) schools and steel containers to store food ingredients in 7(17.5%) schools are purchased by SFG fund under SSA.
- In 6(15%) schools there is no support of any kind by SSA funds.

(2) Convergence with school health programme

- i) Health details of each child recorded in health register in 34(85%) schools. Individual health card is not maintained in any school.
- ii) Health checkup of students is monthly in 4(10%), quarterly in 4(10%), half yearly in 7(17.5%) and annually in 19(47.5%) schools.
- iii) Iron, folic acid and vitamin-A tablets and deworming medicines are given to children regularly in 39(97.5%) schools.
- iv) These micronutrients administered by State Health Department in 39(97.5%) schools.
- v) In health register the weight and height of children is being recorded in 34(85%) schools.
- vi) During monitoring, only 1 child of 1 school has been referred for medical treatment.
- vii) During schools visit, no instance of medical emergency occurred in any of the school.
- viii) First aid boxes exists in 15(37.5%) schools.
- ix) Eyes and teeth of children are being examined during medical check up in 16(40%) schools.
- x) Children of an eye sight are given spectacles with community support only in 2(5%) schools.

	<p>(3) Convergence with sanitation programme</p> <ul style="list-style-type: none"> • Safe potable water for drinking and cooking purpose has been made available in 39(97.5%) schools under sanitation scheme. <p>(4) Convergence with ML/MP LAD Scheme</p> <p>Under MLA/MP lad scheme, none of the 40 sampled schools received any financial support for MDM scheme.</p> <p>(5) Convergence with any other department/scheme</p> <ul style="list-style-type: none"> • Kitchen for MDM constructed in 2(5%) schools with financial support from famine relief programme. • Gas connection for MDM provided by community in 1 school. 	
12.	<p><u>Infrastructure for MDM</u></p> <p>1. <u>Kitchen-cum-Store</u></p> <p>a) Is a pucca kitchen shed-cum-store:</p> <ol style="list-style-type: none"> Constructed and in use Under which Scheme Kitchen-cum-store constructed MDM/SSA/Others. Constructed but not in use (Reasons for not using) Under construction Sanctioned, but construction not started Not sanctioned <p>b) In case the pucca kitchen-cum-store is not available, where is the food being cooked and where the foodgrains other ingredients are being stored?</p> <p>c) Kitchen-cum-store in hygienic condition, properly ventilated and away from classrooms.</p> <p>d) Whether MDM is being cooked by using firewood or LPG based cooking?</p> <p>e) Whether on any day there was interruption due to non-availability of firewood or LPG?</p>	School records, discussion with head teacher, teacher, VEC, Gram Panchayat members.

(a)

(i) Permanent kitchen cum store exists in 34(85%) schools, out of them kitchen in 28(82.3%) schools are in use.

(ii) Kitchens have been constructed under MDM scheme in 15(37.5%) and under SSA in 5(12.5%) schools in 14(35%) schools these have been constructed by Panchayati Raj Department.

(iii) Constructed kitchens in 6(15%) schools are not in use due to lack of proper smoke out lets in 3 schools, size of the kitchen is very small in 2 schools and gate and windows of kitchen are broken in 1 school.

(iv) Out of 6 schools where kitchen do not exist, in 1 school it is under construction.

(v) In 1 school budget for construction of kitchen has been sanctioned but construction work has not yet started.

(vi) In remaining 4 schools construction of kitchen has not been sanctioned.

(b) In case of non-availability of kitchens in schools -

(i) Foodgrain stored in classrooms in 4 schools and in headmaster' office in 2 schools.

(ii) Food is cooked in classrooms in 3 schools, in open space in 2 schools and at cook's residence in 1 school.

(c) From health point of view, adequate kitchen with proper smoke out lets exists in 27(67.5%) schools.

(d) Fuel for cooking MDM is being used in schools as under :-

- Firewood exclusively in 19(47.5%) schools.
- Cooking gas exclusively in 10(25%) schools.
- Firewood and cooking gas both are used in 11 (27.5%) schools.

There is no interruption in cooking food in any of the 40 schools due to non-availability of fuel.

2. **Kitchen Devices**

i) Whether cooking utensils are available in the school?

ii) Source of funding for cooking and serving utensils – Kitchen Devices fund/MME/Community contribution/others.

iii) Whether eating plates etc. are available in the school?

iv) Source of funding for eating plates MME/Community contribution/others?

- i) Utensils for cooking MDM is available in all 40(100%) schools, but in 1 school these are inadequate in numbers.
- ii) These utensils have been purchased by SFG under SSA in 27(67.5%) schools, by MME budget in 12(30%) schools, and with the support of community in 1 school.
- iii) Plates and thalees for children to take meal are available in all 40(100%) schools.
- iv) These plates and thalees have been purchased by SFG under SSA in 33 (82.5%) schools and in 7(17.5%) schools by MME budget.

3. Availability of storage bins

Whether storage bins are available for foodgrains? If yes, what is the source of their procurement?

- i) To store food ingredients, steel store bins are available in 29(72.5%) schools.
- ii) These steel store bins have been purchased by SFG under SSA in 27(67.5%) schools and in 2(5%) schools it is with the support of community.

4. Toilets in the school

- i) Is separate toilet for the boys and girls are available?
- ii) Are toilets usable?

- i) Separate toilets for girls exists in 39(97.5%) schools, while for boys it is in 33(82.5%) schools.
- ii) Out of available toilets, only in 29(72.5%) schools these are neat and clean and usable.

5. Sources of drinking water in schools

- i) Is Tap water/tube well/hand pump/well/Jet pump available?
- ii) Any other source

- i) The source of safe drinking water is tap (PHED connection) in 6(15%) schools, hand pumps in 28 (70%) schools and tube well in 5(12.5%) schools.
- ii) In 1 (2.5%) school children bring drinking water in bottles from their home.

6. Availability of fire extinguishers

- To avoid fire accident in schools, fire extinguisher is available in 33(82.5%) schools.

	<p>7. Availability of IT infrastructure</p> <p>a) Number of computers available in the school (if any).</p> <p>b) Availability of internet connection (if any).</p> <p>Using any IT/IT enabled services based solutions/services (like e-learning etc.) (if any)</p>	
	<p>a) 39 Computers are available in 38(95%) schools.</p> <p>b) Internet connection is available only in 2(5%) schools (KGBV).</p> <p>Both schools (KGBV) having internet connection and using internet facility.</p>	
13.	<p>Safety & Hygiene</p> <p>i. General Impression of the environment, Safety and hygiene.</p> <p>ii. Are children encouraged to wash hands before and after eating.</p> <p>iii. Do the children partake meals in an orderly manner?</p> <p>iv. Conservation of water?</p> <p>v. Is the cooking process and storage of fuel safe, not posing any fire hazard?</p>	Observation/ interaction
	<p>i. General impression of the environment, safety and hygiene is good in 15(37.5%) schools, average in 24(60%) schools and poor in 1(2.5%) school.</p> <p>ii. Children are encouraged to wash their hand before and after taking MDM in 37(92.5%) schools.</p> <p>iii. Children are taking MDM with discipline in 38(95%) schools.</p> <p>iv. There is habit of children to save water in 38(95%) school.</p> <p>v. The process of cooking food and fuel storage is safe in all 40(100%) schools.</p>	
14.	<p>Community Participation</p> <p>i) Extent of participation by Parents/VECs/Panchayats/Urban bodies in daily supervision, monitoring.</p> <p>ii) Is any roster of community members being maintained for supervision of the MDM?</p> <p>iii) Is there any social mechanism in the school?</p> <p>iv) Number of meetings of SMC held during the monitoring period.</p>	Discussion with head teacher, teacher, Parents, VEC, Gram Panchayat members

	<p>v) In how many of these meeting issues related to MDM were discussed?</p>	
	<p>i) Parents/SMC members/elected village, ward people visits schools to supervise MDM as under :-</p> <ul style="list-style-type: none"> • Weekly in 6 (15%) schools. • Monthly in 21(52.5%) schools • Quarterly in 7 (17.5%) schools. • Half-yearly in 5 (12.5%) schools. • Never visit in 1 (2.5%) school. <p>ii) Roaster for community/SMC members to monitor MDM is prepared only in 3(7.5%) schools.</p> <p>iii) Mechanism for social audit with regards to MDM exists only in 6(15%) schools.</p> <p>iv) During last year, there were 293 SMC meetings (average 7 meetings per school) in total, in 40 schools.</p> <p>v) MDMS was discussed in 162 SMC meetings in 34 schools.</p>	
15.	<p><u>Inspection & Supervision</u></p> <p>i) It there any inspection Register available at school level?</p> <p>ii) Whether school has received any funds under MME component?</p> <p>iii) Whether State/District/Block level officers/officials inspecting the MDM Schemes?</p> <p>iv) The frequency of such inspections?</p>	<p>School records, discussion with head teacher, teachers, VEC, Gram Panchayat members</p>
	<p>i) Inspection register for comments on MDMS is maintained in 21(52.5%) schools.</p> <p>ii) Budget under MME from State Commissioner MDM is received by 16(40%) schools.</p> <p>iii) MDM programme supervised by state/district/block level officials in 38(95%) schools.</p> <p>iv) Visits of schools to supervise MDMS by different level officials are as under :-</p> <ul style="list-style-type: none"> • State level officials - 1 visits of 1 school • District level officials - 73 visits of 40 schools • Block level officials - 92 visits of 36 schools • Elected village/ward people - 44 visits of 12 schools 	

16.	<p>Impact of MDM scheme</p> <p>i) Has the mid day meal improved the enrollment, attendance of children in school?</p> <p>ii) Whether mid day meal has helped in improvement of the social harmony?</p> <p>iii) Whether mid day meal has helped in improvement of the nutritional status of the children?</p>	School records, discussion with head teacher, teachers, students, VEC, Gram Panchayat members.
<p>i) The Positive impact of MDMS on children’s enrollment, attendance and health is as under :-</p> <ul style="list-style-type: none"> • On enrollment in 11 (27.5%) schools • On attendance in 28(70%) schools • On health of children in 34(85%) schools <p>ii) According 34(85%) schools, MDMS developed social harmony amongst children.</p> <p>iii) According 35(87.5%) schools, nutritional status of children improved due to MDMS.</p>		
17.	<p>Grievance Redressal Mechanism</p> <p>i) Is any grievance redressal mechanism in the district for MDMS?</p> <p>ii) Whether the district/block/school having any toll free number?</p>	Observation/ interaction with teacher, children, community members.
<p>i) Under MDMS, there is grievances redressal mechanism at district level according 16(40%) schools.</p> <p>ii) To inform about problems created under MDMS, there is no toll free telephone number at school, block and district level.</p>		
18.	<p>General comment</p> <ul style="list-style-type: none"> • Food is cooked with adequate quality and quantity levels in most of the schools. There are however, some inadequacies observed in relation to toilets and potable water. The community participation in the management and supervision of MDM is poor and the role of SMCs in this context is lackluster. There is enough scope for further improvement in order to make MDM a more productive scheme in the realm of elementary education in terms of enrollment, attendance and retention. 	



District - Dungarpur

S. N.	Indicators	Source of information
1.	<p><u>Availability of foodgrains</u></p> <p>i) Whether buffer stock of foodgrains for one month is available at the school?</p> <p>ii) Whether foodgrains is delivered in school in time by the lifting agency?</p> <p>iii) If lifting agency is not delivering the foodgrains at school how the foodgrains is transported upto school level?</p> <p>iv) Whether the foodgrains is of FAQ of Grade A quality?</p> <p>v) Whether food grains is released to school after adjusting the unspent balance of the previous months?</p>	<p>School level registers, MDM Registers, Head Teacher, School level MDM functionaries. SHG/implementing agency</p>
	<p>i) Buffer stock of food grains for one month requirement in advance is available in 37(92.5%) sampled schools.</p> <p>ii) According 34(85%) schools, contractor delivered foodgrain at school level regularly in time.</p> <p>iii) In case of foodgrain not delivered at school level, headmaster of 2(5%) schools arrange foodgrain at his own level and in 1(2.5%) school delivery of foodgrain managed by another nearest school.</p> <p>iv) The quality of received foodgrain is of average fare quality in 38(95%) schools.</p> <p>v) New stock of foodgrain delivered to schools after adjustment of balance stock in 35(87.5%) schools.</p>	
2.	<p><u>Timely release of funds for honorarium of cooks</u></p> <p>i) Whether State is releasing funds to District/block/school on regular basis in advance? If not,</p> <p>d) Period of delay in releasing funds by State to district.</p> <p>e) Period of delay in releasing funds by District to block/schools.</p> <p>f) Period of delay in releasing funds by block to schools.</p>	<p>Records/observation/ interaction with teachers and any other person</p>

	<p>ii) Any other observations.</p>	
	<p>i) The amount for honorarium of cooks and helpers from State Commissioner MDM has not been received in advance by 36(90%) schools, only 4(10%) schools including KGBVs received fund in time.</p> <p>ii) The funds for honorarium received by schools with 2.4 months average delay from State Commissioner MDM.</p>	
3.	<p><u>Availability of Cooking Cost</u></p> <p>i) Whether school/implementing agency has receiving cooking cost in advance regularly?</p> <p>ii) Period of delay, if any, in receipt of cooking cost.</p> <p>iii) In case of non receipt of cooking cost how the meal is served?</p>	<p>School level registers, MDM Registers, Head Teacher, School level MDM functionaries, SHG /implementing agency</p>
	<p>i) According 35(87.5%) schools, cooking cost has not been made available in advance from State government.</p> <p>ii) The average delay in receiving cooking cost is 2.6 months per school.</p> <p>iii) In case of non-availability of cooking cost, 21(52.5%) schools take food ingredients on loan from local market and headmaster of 14(35%) schools arrange money from his pocket for some time as advance.</p>	
4.	<p><u>Availability of Cook-cum-helpers</u></p> <p>i) Who engaged Cook-cum-helpers at schools (Department/SMC/VEC/PRI/Self Help Group/NGO/Contractor)?</p> <p>ii) If Cook-cum-helper is not engaged who cooks and serves the meal?</p> <p>iii) Is the number of cook-cum-helpers engaged in the school as per GOI norms or as per State norms?</p> <p>iv) Honorarium paid to cooks cum helpers.</p> <p>v) Mode of payment to cook-cum-helpers?</p> <p>vi) Are the remuneration paid to cook-cum-helpers regularly?</p> <p>vii) Social Composition of cook-cum-helpers (SC/ST/OBC/ Minority) ?</p>	<p>Observations and discussion with children teachers, parents, VEC members, Gram Panchayat members and cooks-cum-helpers</p>

<p>viii) Is there any training module for cook-cum-helpers</p> <p>ix) Whether training has been provided to cook-cum-helpers?</p> <p>x) In case the meal is prepared and transported by the Centralized kitchen/NGO, whether cook-cum-helpers have been engaged to serve the meal to the children at school level.</p> <p>xi) Whether health check-up of cook-cum-helpers has been done?</p>	
<p>i) School management committees (SMCs) engaged cooks and helpers in 34(85%) schools, while in 6(15%) schools including 3 KGBVs, cooks and helpers arranged by contractors.</p> <p>ii) NA</p> <p>iii) In all 40(100%) sampled schools, the numbers of cooks and helpers are in accordance with the norms of Government of India.</p> <p>iv) The honorarium for cooks and helpers is Rs.1000/- per month in schools, while in KGBVs it is Rs.5000/- per month for cooks and Rs.4500/- per month for helpers.</p> <p>v) The honorarium is being paid in cash in 35(87.5%) schools while in 4(10%) schools it is paid by cheque, e-transfer, the new technique of payment is being used in 1(2.5%) school.</p> <p>vi) The honorarium have not been received regularly by cooks and helpers of 37(92.5%) schools. Only in 3 schools (KGBVs) it is paid regularly.</p> <p>vii) The social category of cooks and helpers in schools is as under :-</p> <p>a) Social status of cooks in 40 schools :</p> <p>SC in 1(2.5%) school</p> <p>ST in 29(72.5%) schools</p> <p>OBC in 3(7.5%) schools</p> <p>Muslim minority in 2(5%) schools</p> <p>General category in 5(12.5%) schools</p> <p>b) Social status of helper in 34 schools</p> <p>SC in 1(2.5%) school</p>	

	<p>ST in 25(62.5%) schools</p> <p>OBC in 5(12.5%) schools</p> <p>Muslim minority in 1(2.5%) schools</p> <p>General category in 2(5%) schools</p> <p>viii) There is no provision of training module in any of the 40(100%) schools.</p> <p>ix) Cooks and helpers have not received any training regarding MDM preparation in any of the 40(100%) schools.</p> <p>x) There is no centralized kitchen in the district, food is cooked at school level by cooks and helpers in all 40 schools.</p> <p>xi) Except in 1 KGBV, there is no medical check up of cooks and helpers in any school.</p>	
5.	<p>Regularity in Serving Meal</p> <p>Whether the school is serving hot cooked meal daily? If there was interruption, what was the extent and reasons for the same?</p> <ul style="list-style-type: none"> As per feedback received from students, parents, teachers and MDM register, the fresh hot cooked food served regularly in all 40(100%) schools. 	<p>Students, Teachers & Parents, and MDM register</p>
6.	<p>Quality & Quantity of Meal</p> <p>Feedback from children on</p> <ol style="list-style-type: none"> Quality of meal Quantity of meal Quantity of pulses used in the meal per child. Quantity of green leafy vegetables used in the meal per child. Whether double fortified salt is used? Acceptance of the meal amongst the children. Method/Standard gadgets/equipment for measuring the quantity of food to be cooked and served. <p>{Please give reasons and suggestions to improve, if children were not happy}</p>	<p>Observations of Investigation during MDM service</p>
	<p>According feedback received from children :</p>	

	<p>a) The quality of MDM is satisfactory in 30(75%) schools and very good in 10(25%) schools.</p> <p>b) The quantity of MDM per child is satisfactory in 33(82.5%) schools and very good in 7(17.5%) schools.</p> <p>c) The quantity of pulses in MDM per child is satisfactory in 31(77.5%) schools and very good in 9(22.5%) schools.</p> <p>d) The quantity of green vegetables in MDM per child is satisfactory in 33(82.5%) schools and very good in 7(17.5%) schools.</p> <p>e) Double fortified iodized salt is being used in all 40(100%) schools.</p> <p>f) Children of 37(92.5%) schools taking MDM happily with pleasure, while in 3(7.5%) school, they take MDM with mere satisfaction.</p> <p>g) The food ingredients measured by estimation, based on experience of cooks.</p>	
<p>7.</p>	<p><u>Variety of Menu</u></p> <p>i) Who decides the menu?</p> <p>ii) Whether weekly menu is displayed at a prominent place noticeable to community?</p> <p>iii) Is the menu being followed uniformly?</p> <p>iv) Whether menu includes locally available ingredients?</p> <p>v) Whether menu provides required nutritional and calorific value per child?</p>	<p>Observations and discussion with children teachers, parents, VEC members, Gram Panchayat members and cooks. Obtain a copy of menu.</p>
	<p>i) Weekly menu of MDM decided by State Government for all 40 schools.</p> <p>ii) Pre decided weekly menu is displayed at prominent place for public information in 38(95%) schools.</p> <p>iii) Food is prepared in all 40(100%) school as per pre-decided weekly menu.</p> <p>iv) Locally available food material is being used in MDM in 39(97.5%) schools.</p> <p>v) Food served to the children under MDM scheme contains essential caloric and nutritional values according headmasters of 40(100%) schools.</p>	

8.	<p>Display of information under RTE Act, 2009</p> <p>i) Display of Information under Right of Education Act, 2009 at the school level at prominent place</p> <p>a) Quantity and date of foodgrains received</p> <p>b) Balance quantity of foodgrains utilized during the month.</p> <p>c) Other ingredients purchased, utilized</p> <p>d) Number of children given MDM.</p> <p>e) Daily menu</p> <p>ii) Display of MDM logo at prominent place preferably outside wall of the school.</p>	Observation/ interaction with teacher, children, community members.
	<p>i) The status of display of informations regarding different issues under RTE Act, 2009 is as under :-</p> <p>a) The receipt date and quantity of food materials displayed at prominent place only in 2(5%) schools.</p> <p>b) After monthly consumption balance quantity of food materials displayed in 2(5%) schools only.</p> <p>c) The quantity of newly purchased food materials displayed in 3(7.5%) schools only.</p> <p>d) The number of children for whom MDM is prepared, displayed in 5(12.5%) schools.</p> <p>e) Weekly menu of MDM displayed at appropriate place in 38(95%) schools.</p> <p>ii) MDM logo has been displayed on wall at prominent place outside the school in 18(45%) schools.</p>	
9.	<p>Trends (Details of children availing MDM)</p> <p>Extent of variation (As per school records vis-à-vis Actual on the day of visit)</p> <p>i) Enrollment</p> <p>ii) No. of children attending the school on the day of visit.</p> <p>iii) No. of children availing MDM as per MDM Register.</p> <p>iv) No. of children actually availing MDM on the day of visit as per head count.</p>	School level registers, MDM Registers Head Teachers, Schools level MDM functionaries/ Observation of the monitoring team.

S. N.	Description	Class-wise position of children								Total
		I	II	III	IV	V	VI	VII	VII	
(i)	Enrollment	463	485	495	619	619	933	859	834	5307
(ii)	No. of children present on the day of visit	272	300	359	427	473	690	629	639	3789(71.4%)
(iii)	No. of children availing MDM as per MDM register	266	297	357	423	467	664	606	621	3701(69.7%)
(iv)	No. of children actually taking MDM on the day of visit as per head count.	264	297	356	423	465	653	600	614	3672(69.2%)

- The attendance of children is 71.4% which is satisfactory.
- The children availing MDM as per register is 3701(69.7%).
- The children availing MDM on the day of school visit as per head count is 3672(69.2%) children.
- Thus the percentage of children availing MDM out of children present on the day of visit is 97.7% as per MDM register, while it is 96.9% as per headcount, which are not of much different.

10.	<p>Social Equity</p> <p>(i) What is the system of serving and seating arrangements for eating?</p> <p>(ii) Did you observe any gender or caste or community discrimination in cooking or serving or seating arrangements?</p> <p>(iii) The name of the school where discrimination found of any kind may be mentioned in the main body of the report along with date of visit.</p> <p>(iv) If any kind of social discrimination is found in the school, comments of the team may be given in the inspection register of the school.</p>	<p>Observations / Probe/ interaction with the children. Parents in community members.</p>
	<p>i) (a) The MDM served to the children by cooks in 38(95%) schools, while it is served by children themselves in 2(5%) schools.</p> <p>(b) The seating arrangement of children to take MDM is in verandah in 37(92.5%) schools, while it is in classrooms in 3(7.5%) schools.</p> <p>ii) The incident of discrimination has not been seen in preparation, distribution and seating arrangement for MDM in any of the 40(100%) schools.</p> <p>iii) NA</p>	

	iv) NA	
11.	<p><u>Convergence of MDMS With Other Schemes</u></p> <ol style="list-style-type: none"> 1. Sarva Shiksha Abhiyan 2. School Health Programme <ol style="list-style-type: none"> i) Is there school Health Card maintained for each child? ii) What is the frequency of health check up? iii) Whether children are given micronutrients (Iron, folic acid, vitamin-A dosage) and de worming medicine periodically? iv) Who administers these medicines and at what frequency? v) Whether height and weight record of the children is being indicated in the school health card. vi) Whether any referral during the period of monitoring. vii) Instances of medical emergency during the period of monitoring. viii) Availability of the first aid medical kit in the schools. ix) Dental and eye check-up included in the screening. x) Distribution of spectacles to children suffering from refractive error. 3. Drinking Water and Sanitation Programme <ol style="list-style-type: none"> i) Whether potable water is available for drinking purpose in convergence with Drinking Water and Sanitation Programme. 4. MPLAD/MLA Scheme. 5. Any Other Department/Scheme. 	Teachers, Students, School Record/School health card
	<p>(1) Convergence with SSA:</p> <ul style="list-style-type: none"> • SSA provided school facility grant (SFG) to purchase utensils for kitchen in 23(57.5%) schools, steel containers to store food ingredients in 5(12.5%) schools and cooking gas connection in 2(5%) schools. <p>(2) Convergence with School Health Programme:</p>	

- i) 34(85%) schools have maintained a register to record the health details of each child on the basis of medical checkup of children by health worker.
- ii) Health checkup of school children being done annually in most of the schools.
- iii) Children of 38(95%) schools are given iron, folic acid and vitamin-A tabs regularly, de-worming medicine dosage are also given once in a year.
- iv) (a) These medicines are distributed in 38(95%) schools by State Health Department.
(b) These medicines distributed monthly in 7(17.5%), quarterly in 1(2.5%) half yearly in 6(15%) and annually in 24(60%) schools.
- v) The weight and height of children have been recorded in school health register in 34(85%) schools.
- vi) Not a single child has been referred to hospital for treatment during monitoring.
- vii) No incident of medical emergency occurred during monitoring in any of the 40 schools.
- viii) Only 16(40%) schools have first aid boxes.
- ix) Out of 34 schools, where medical checkup held, eyes and teeth of children were examined in 13(38.2%) schools.
- x) Spectacles have not been provided to the children of any school.

(3) Convergence with sanitation programme:

- a) Safe drinking water for cooking food is available in 37(92.5%) schools.
- b) The facility of drinking water provided under sanitation programme in 33(82.5%) schools.

(4) MLA/MP LAD scheme:

- Only in 1(2.5%) school (KGBV) the facility of handpump for drinking water have been provided under MLA lad scheme.

(5) Convergence with any other scheme:

- Kitchen for MDM have been constructed in 1(2.5%) school with the financial support from famine relief fund.

12.	<p><u>Infrastructure for MDM</u></p> <p>1. <u>Kitchen-cum-Store</u></p> <p>a) Is a pucca kitchen shed-cum-store:</p>	School records, discussion with head teacher, teacher, VEC,
-----	--	---

<p>i) Constructed and in use</p> <p>ii) Under which Scheme Kitchen-cum-store constructed MDM/ SSA/Others.</p> <p>iii) Constructed but not in use (Reasons for not using)</p> <p>iv) Under construction</p> <p>v) Sanctioned, but construction not started</p> <p>vi) Not sanctioned</p> <p>b) In case the pucca kitchen-cum-store is not available, where is the food being cooked and where the foodgrains other ingredients are being stored?</p> <p>c) Kitchen-cum-store in hygienic condition, properly ventilated and away from classrooms.</p> <p>d) Whether MDM is being cooked by using firewood or LPG based cooking?</p> <p>e) Whether on any day there was interruption due to non-availability of firewood or LPG?</p>	<p>Gram Panchayat members.</p>
<p>(a) (i) Pucca kitchen shed has been constructed in 38(95%) schools, out of them kitchen in 34(85%) schools are in use.</p> <p>(ii) These kitchens have been constructed under MDM scheme in 13(32.5%), under SSA in 11(27.5%) and under panchayati raj in 13(32.5%) school. In 1(25%) school, the kitchen cum store was constructed under Lok Jumbish Pariyojana.</p> <p>(iii) In 4(10%) schools, constructed kitchens are not in use due to small and inconvenient size in 2(5%) schools and smoke outlet is not proper in 2(5%) schools.</p> <p>(iv) No kitchen is under construction in any of the school.</p> <p>(v) Budget for new construction of kitchen has not been sanctioned for any school.</p> <p>(vi) The construction of kitchen has not been sanctioned in remaining 2(5%) schools, where kitchens do not exist.</p> <p>(b) (i) In case of kitchen not existing in 2(5%) schools, food grain is stored in classroom in 1 school</p>	

	<p>and in headmaster's room in another school.</p> <p>(ii) In the absence of kitchen, food is cooked in classroom in 1 school and in open space in another school.</p> <p>(c) Kitchen in 26(65%) schools are adequate on health point of view with proper smoke outlets.</p> <p>(d) As fuel for cooking food, firewood is being used in 34(85%) schools and cooking gas in 2(5%) schools. 4(10%) schools using both the facility.</p> <p>(e) There was no interruption in cooking food in any of the 40 schools due to non-availability of fuel.</p>
	<p>2. <u>Kitchen Devices</u></p> <p>i) Whether cooking utensils are available in the school?</p> <p>ii) Source of funding for cooking and serving utensils – Kitchen Devices fund/MME/Community contribution/others.</p> <p>iii) Whether eating plates etc. are available in the school?</p> <p>iv) Source of funding for eating plates MME/Community contribution/others?</p>
	<p>i) Sufficient utensils for kitchen are available in all 40(100%) schools.</p> <p>ii) These utensils have been purchased by kitchen device fund in 3(7.5%) school, by MME budget in 21(52.5%) school and by school facility grant (SFG) under SSA in 16(40%) schools.</p> <p>iii) In all 40 (100%) schools children have plates and thalees in adequate numbers.</p> <p>iv) These plates and thalees have been purchased by MME fund in 12(30%) schools and by SFG under SSA in 28 (70%) schools.</p>
	<p>3. <u>Availability of storage bins</u></p> <p>Whether storage bins are available for foodgrains? If yes, what is the source of their procurement?</p> <ul style="list-style-type: none"> • Steel containers with cover to store the food ingredients are available in 30(75%) schools. • These steel containers have been purchased by SFG under SSA budget for 30(75%) schools.
	<p>4. <u>Toilets in the school</u></p> <p>i) Is separate toilet for the boys and girls are available?</p> <p>ii) Are toilets usable?</p>

	<p>i) Separate toilets facility is available for girls in all 40(100%) school, while for boys it is in 36(90%) schools.</p> <p>ii) In 33(82.5%) schools, toilets are neat and lean and children using them comfortably.</p> <p>5. Source of potable water</p> <p>i) Is Tap water/tube well/hand pump/well/Jet pump available?</p> <p>ii) Any other source</p> <p>i) As source of drinking water, water tap in 5(12.5%) schools tubewell in 8(20%) schools and hand pumps in 24(60%) schools are available.</p> <p>ii) In 3(7.5%) schools, where drinking water facility does not exist, teachers manage water from outside.</p> <p>6. Availability of fire extinguishers</p> <p>The equipment of fire extinguisher is available in 34 (85%) schools.</p> <p>7. Availability of IT infrastructure</p> <p>a) Number of computers available in the school (if any).</p> <p>b) Availability of internet connection (if any).</p> <p>Using any IT/IT enabled services based solutions/services (like e-learning etc.) (if any)</p> <p>a) 54 computers (average 3 per school) are available in 18 (45%) schools.</p> <p>b) No internet connection exists in any of the school.</p>	
13.	<p>Safety & Hygiene</p> <p>i. General Impression of the environment, Safety and hygiene.</p> <p>ii. Are children encouraged to wash hands before and after eating.</p> <p>iii. Do the children partake meals in an orderly manner?</p> <p>iv. Conservation of water?</p> <p>v. Is the cooking process and storage of fuel safe, not posing any fire hazard?</p> <p>i. The environment of safety and hygiene with regards to MDM, the situation is good in 18(45%) schools and average in 22(55%) schools.</p>	Observation/ interaction

	<p>ii. Children are motivated to wash their hands before and after taking MDM in 38(95%) schools.</p> <p>iii. Children take MDM orderly with full discipline in 40(100%) schools.</p> <p>iv. Children have habit of saving water in 37(92.5%) schools.</p> <p>v. The condition of hazard during cooking and fuel storage not seen in any of 40(100%) school.</p>	
14.	<p><u>Community Participation</u></p> <p>i) Extent of participation by Parents/VECs/Panchayats/Urban bodies in daily supervision, monitoring.</p> <p>ii) Is any roster of community members being maintained for supervision of the MDM?</p> <p>iii) Is there any social mechanism in the school?</p> <p>iv) Number of meetings of SMC held during the monitoring period.</p> <p>v) In how many of these meeting issues related to MDM were discussed?</p>	<p>Discussion with head teacher, teacher, Parents, VEC, Gram Panchayat members</p>
	<p>i) The management of MDM supervised by parents/SMC member/village ward representatives are as under :-</p> <ul style="list-style-type: none"> • Weekly in 4 (10%) schools. • Monthly in 22(55%) schools. • Quarterly in 12 (30%) schools. • Half-yearly in 2 (5%) school. <p>ii) The roster to supervise the MDM by community members is maintained only in 8(20%).</p> <p>iii) The arrangement of social audit of MDM scheme exists in 12(30%) schools.</p> <p>iv) During last year, 300 SMC meetings were held in 40 sampled schools.</p> <p>v) MDM scheme were discussed in 277(92.3%) meetings.</p>	
15.	<p><u>Inspection & Supervision</u></p> <p>i) It there any inspection Register available at school level?</p> <p>ii) Whether school has received any funds under MME component?</p> <p>iii) Whether State/District/Block level officers/officials inspecting the MDM Schemes?</p>	<p>School records, discussion with head teacher, teachers, VEC, Gram Panchayat members</p>

	<p>iv) The frequency of such inspections?</p> <p>i) 29(72.5%) schools maintained inspection register for comments by community members.</p> <p>ii) The budget under MME was provided to 25(62.5%) schools.</p> <p>iii) State, district and block level officials visited 36(90%) schools during last year to supervise MDMs.</p> <p>iv) The frequency of visits by such officials during last year are as under :-</p> <ul style="list-style-type: none"> • State level officials - 8 visits of 7 schools • District level officials - 96 visits 36 schools • Block level officials - 13 visits of 32 schools • Elected representatives - 37 visits of 13 schools 	
16.	<p><u>Impact</u></p> <p>i) Has the mid day meal improved the enrollment, attendance of children in school?</p> <p>ii) Whether mid day meal has helped in improvement of the social harmony?</p> <p>iii) Whether mid day meal has helped in improvement of the nutritional status of the children?</p>	<p>School records, discussion with head teacher, teachers, students, VEC, Gram Panchayat members.</p>
	<p>i) The impact of MDM scheme on enrollment, attendance and health of children is positive as under :-</p> <ul style="list-style-type: none"> • On enrollment in 24(60%) schools • On attendance in 30(75%) schools • On health of children in 36(90%) schools <p>ii) According to 35(87.5%) schools, MDMS improved the social harmony amongst children.</p> <p>iii) According to 37(92.5%) schools, children get essential caloric and nutritional values from MDM.</p>	
17.	<p><u>Grievance Redressal Mechanism</u></p> <p>i) Is any grievance redressal mechanism in the district for MDMS?</p> <p>ii) Whether the district/block/school having any toll free number?</p>	<p>Observation/ interaction with teacher, children, community members.</p>

	<p>i) According 12(30%) schools, there is grievances redressal mechanism at district level.</p> <p>ii) Toll free telephone number does not exist at any level to inform higher officials about MDMs.</p>
18.	<p>General comment</p> <ul style="list-style-type: none">• MDM is indeed a successful venture particularly in improving health of children. The quality of MDM of course needs improvement. Adherence to prescribed menu and its proper display have to be a normal practice in all the schools. Community supervision is weak and involvement of SMCs is inadequate. Transparent implementation of the scheme with community's involvement is absolutely necessary. The MDM register in schools must be an honest document reflecting actual state of children's participation.



Annexure-I

List of Schools with discrepancies regarding MDM Programme

District - Pratapgarh

Item No.	Details of Discrepancy	S.No.	School Name
1 (i)	Buffer Stock of food grains of one month's requirement is not maintained in Schools	1.	PS Baseda (Chhoti Sadri)
1 (ii)	Food grains not delivered at school level by lifting agency.	1.	PS Baseda (Chhoti Sadri)
1 (iv)	Quality of food grains received by schools was not satisfactory	1.	UPS Banedia Kalan (Arnod)
		2.	PS Depur (Arnod)
11.2. (i)	Health register is not maintained in the schools.	1.	PS Ahir Basti (Pratapgarh)
		2.	UPS Bagwas (Pratapgarh)
		3.	PS Bedma (Arnod)
		4.	PS Nagdera (Arnod)
		5.	PS Depur (Arnod)
12.1. (a)(i)	Kitchens for MDMS were not available in the schools.	1.	PS Semarthali (Chhoti Sadri)
		2.	PS Baseda (Chhoti Sadri)
		3.	UPS Luhargali (Pratapgarh)
		4.	UPS Girls Naveen (Pratapgarh)
		5.	PS Ahir Basti (Pratapgarh)
12.1. (a) (iii)	Constructed kitchens are not in use.	1.	UPS Samerada (Chhoti Sadri)
		2.	UPS Paliwal gali (Pratapgarh)
		3.	UPS Talab Khera (Pratapgarh)
		4.	UPS Manpura (Pratapgarh)
		5.	UPS Bagwas (Pratapgarh)
		6.	UPS Semli (Pratapgarh)
		7.	PS Bedma (Arnod)
		8.	UPS Lapriarundi (Arnod)
		9.	UPS Girls Salamgarh (Arnod)
12.5. (ii)	Schools have no source of potable water.	1.	PS Ahir Basti (Pratapgarh)
		2.	PS Nagdera (Arnod)
		3.	PS Gotmeshwar (Arnod)
		4.	PS Sakthali Thana (Arnod)

District - Bansawara

Item No.	Details of Discrepancy	S.No.	School Name
1 (ii)	Food grains not delivered at school level by lifting agency.	1.	UPS Baka Bada (Garhi)
1 (iv)	Quality of food grains received by schools was not satisfactory	1.	UPS Khatwada (Garhi)
11.2. (i)	Health register is not maintained in the schools.	1.	UPS Moradi (Garhi)
		2.	PS Kheda (Garhi)
		3.	UPS Kushal Bagh (Banswara)
		4.	PS Sutharwada (Banswara)
		5.	UPS Gamda (Talwara)
		6.	PS Chhatari Pada (Ghatol)
12.1. (a)(i)	Kitchens for MDMS were not available in the schools.	1.	UPS Girl Nai Abadi (Banswara)
		2.	UPS Kushal Bagh (Banswara (U))
		3.	PS Sutharwada (Banswara)
		4.	PS Nava Gaon (Talwara)
		5.	PS Uplinall (Talwara)
		6.	PS Chhatari Pada (Ghatol)
12.1. (a)(iii)	Constructed kitchens are not in use.	1.	PS Chhanpasaga (Garhi)
		2.	UPS Kr Ranjeet (Garhi)
		3.	UPS Nava Gaon (Garhi)
		4.	UPS Khandu Colony (Banswara)
		5.	UPS Girls Khandu Colony (Banswara)
		6.	UPS Abapura (Talwara)
12.5. (ii)	Schools have no source of potable water.	1.	PS Uplinall (Talwara)

District - Dungarpur

Item No.	Details of Discrepancy		School Name
1 (i)	Buffer Stock of food grains of one month's requirement is not maintained in Schools	1.	PS Sulai nichali (Dungarpur)
		2.	PS Patel Wara (Sagwara)
		3.	UPS Girls Bhiloda (Sagwara)
1 (ii)	Food grains not delivered at school level by lifting agency.	1.	PS Sulai nichali (Dungarpur)
		2.	PS Patel Wara (Sagwara)
		3.	UPS Girls Bhiloda (Sagwara)
1 (iv)	Quality of food grains received by schools was not satisfactory	1.	PS Sulai nichali (Dungarpur)
		2.	UPS Padwa (Sagwara)
11.2. (i)	Health register is not maintained in the schools.	1.	UPS No.1 Ghatee (Dungarpur)
		2.	UPS Girls Bhiloda (Sagwara)
		3.	UPS Batikara (Dungarpur)
		4.	UPS Kolkhanda khas (Dungarpur)
		5.	UPS Manda (Bichchiwara)
		6.	UPS Mana Talai (Bichchiwara)
12.1. (a)(i)	Kitchens for MDMS were not available in the schools.	1.	PS Madkola (Sagwara)
		2.	PS No. 2 Sagwara (Sagwara)
12.1. (a)(iii)	Constructed kitchens are not in use.	1.	PS Sulai nichali (Dungarpur)
		2.	UPS No. 6 Talia (Sagwara)
		3.	UPS Deria phala (Sagwara)
		4.	UPS Bori ((Bichchiwara)
12.5. (ii)	Schools have no source of potable water.	1.	PS Aoda Bela (Sagwara)
		2.	PS No. 2 Sagwara (Sagwara)
		3.	UPS Kolkhanda khas (Dungarpur)

List of Sampled Schools for Monitoring of SSA and MDMS

District – Pratapgarh

S. N.	Name of the school	DISE Code	Block	Category
1	UPS No. 2 Chhotisadri	8331200201	Chhoti Sadri (U)	NPEGEL
2	UPS Girls Radhadevi	331201101	Chhoti Sadri (U)	NPEGEL
3	UPS No.-1 Chhotri Sadri	8331201103	Chhoti Sadri (U)	SC
4	UPS Samerada	8331209201	Chhoti Sadri	Drop Out
5	KGBV Samerada	8331209201	Chhoti Sadri	KGBV
6	PS Semarthali	8331215803	Chhoti Sadri	Gender Gap
7	UPS Barekhan	8331206801	Chhoti Sadri	General
8	PS Baseda	8331206603	Chhoti Sadri	Gender Gap
9	PS No. 3 Krishi Mandi	8331371729	Pratapgarh (U)	CWSN
10	UPS Luhargali	8331371738	Pratapgarh (U)	Gender Gap
11	UPS Paliwal gali	8331371739	Pratapgarh (U)	CALP, SC
12	UPS Girls Naveen	8331371737	Pratapgarh (U)	Minority
13	UPS Talab Khera	8331371741	Pratapgarh (U)	ST
14	UPS Manpura	8331371732	Pratapgarh (U)	CALP
15	PS Ahir Basti	8331371740	Pratapgarh (U)	Minority
16	UPS Bagwas	8331371722	Pratapgarh (U)	CALP
17	UPS Basad	8331313901	Pratapgarh	Minority
18	UPS Avleshwar	8331311705	Pratapgarh	CCE
19	UPS Semli	8331311901	Pratapgarh	Civil Work
20	UPS Girls Mokhampura	8331311301	Pratapgarh	NPEGEL
21	UPS Nathu Kheri	8331313501	Pratapgarh	CALP
22	UPS Hathunia	8331312701	Pratapgarh	Minority
23	UPS Girls Kuni	8331373101	Pratapgarh	NPEGEL
24	KGBV Achalpur	8331306406	Pratapgarh	KGBV 1st
25	PS Viravali	8331403202	Arnod	Civil Work
26	UPS Banedia Kalan	8331403301	Arnod	Civil Work, ST
27	UPS Chachakheri	8331403401	Arnod	CALP
28	UPS Mandawra	8331403501	Arnod	NPEGEL
29	PS Jajli	8331404702	Arnod	CCE
30	PS Bedma	8331404203	Arnod	Civil Work
31	PS Nagdera	8331404301	Arnod	CCE
32	UPS Girls Arnod	8331400804	Arnod	NPEGEL
33	PS Gotmeshwar	8331401101	Arnod	ST
34	UPS Kanad	8331401501	Arnod	Civil Work
35	PS Sakthali Thana	8331406003	Arnod	ST
36	UPS Kharkhara	8331406101	Arnod	CALP
37	PS Depur	8331410701	Arnod	ST
38	UPS Lapriarundi	8331416601	Arnod	Gender Gap
39	UPS Girls Salamgarh	8331412502	Arnod	NPEGEL
40	KGBV Salamgarh	8331412502	Arnod	KGBV

District - Banswara

S.N.	Name of the school	DISE Code	Block	Category
1	UPS Baka Bada	8280405102	Garhi	CALP
2	UPS Khatwada	8280418901	Garhi	Civil Work
3	PS Kunjee Ka Pada	8280405001	Garhi	General
4	PS Chhanpasaga	8280404903	Garhi	CCE
5	UPS Kr Ranjeet	8280408104	Garhi (U)	CALP
6	UPS Himmat Garhi	8280408101	Garhi (U)	General
7	UPS Paratapur-I	8280408008	Garhi (U)	CWSN
8	UPS Moradi	8280408501	Garhi	Civil Work
9	PS Sakaria Ritua Basti	8280407503	Garhi	CCE
10	UPS Nava Gaon	8280407504	Garhi	CALP
11	UPS Kalsua Mohalla Luharia Pada	8280407902	Garhi	ST
12	UPS Natheli	8280406903	Garhi	Civil Work
13	PS Kheda	8280406901	Garhi	CCE
14	PS Bheemsore	8280406701	Garhi	SC
15	UPS Girls Bajwada	8280406205	Garhi	NPEGEL
16	UPS Chaupasa	8280415606	Garhi	KGBV
17	UPS Girl Nai Abadi	8280323501	Banswara (U)	Urban Slum
18	UPS Kushal Bagh	8280322730	Banswara (U)	CWSN
19	UPS Khandu Colony	8280325704	Banswara (U)	CALP
20	UPS Girls Khandu Colony	8280325602	Banswara (U)	NPEGEL
21	PS Sutharwada	8280322715	Banswara (U)	CCE
22	UPS Girls Vaivshayik Chhetra	8280325802	Banswara (U)	NPEGEL
23	UPS Girls Prithvi Ganj	8280329601	Banswara (U)	Minority
24	PS Prithvi Ganj	8280325403	Banswara (U)	Minority
25	PS Sangri Pada (Bhapot)	8280311503	Talwara	CCE
26	PS Nava Gaon	8280309702	Talwara	General
27	PS Harijan Basti Nava Gaon	8280309704	Talwara	SC
28	PS Uplinall	8280310102	Talwara	ST
29	UPS Abapura	8280320007	Talwara	KGBV
30	UPS Abapura	8280320006	Talwara	Migratory, CALP
31	UPS Gamda	8280320102	Talwara	Migratory
32	UPS Kala Nala	8280317501	Talwara	Migratory
33	UPS LBS Ghatol	8280100102	Ghatol	CALP
34	UPS Dungri Pada	8280100119	Ghatol	Civil Work
35	UPS Haro	8280100301	Ghatol	ST
36	UPS Ghati Badula	8280100114	Ghatol	Civil Work
37	UPS Udaiji ka Gada	8280112701	Ghatol	CALP
38	PS Bodala Pada	8280100110	Ghatol	CCE
39	PS Chhatari Pada	8280101005	Ghatol	CCE
40	PS Harijan Basti	8280100105	Ghatol	SC

District - Dungarpur

S. N.	Name of the school	DISE Code	Block	Category
1	UPS Girls Policeline no.7	8270216503	Dungarpur(urban)	Civil work
2	UPS Girls Shastri colony	8270216601	Dungarpur(urban)	NPEGEL
3	UPS No.1 Ghatee	8270218001	Dungarpur(urban)	Minority
4	PS Ramnagar	8270216401	Dungarpur(urban)	Civil work
5	UPS Shivajinagar	8270216201	Dungarpur(urban)	Gen.
6	UPS Sarkan sai	8270210901	Dungarpur	CWSN
7	PS Ahari phala (Pagara)	8270207304	Dungarpur	CCE, ST
8	PS Sulai nichali	8270207403	Dungarpur	ST
9	UPS Girls Varda	8270402002	Sagwara	CALP
10	UPS Tamatia	8270411801	Sagwara	Civil Work
11	PS Madkola	8270419401	Sagwara (U)	ST
12	PS Patel Wara	8270418501	Sagwara (U)	Minority
13	UPS No. 6 Talia	8270418301	Sagwara (U)	RSTC
14	UPS Padwa	8270403802	Sagwara	RSTC
15	UPS Jakhada	8270414401	Sagwara	CALP
16	PS Aoda Bela	8270409001	Sagwara (U)	ST
17	UPS Manakpura	8270419501	Sagwara	KGBV
18	UPS Bhiloda	8270401602	Sagwara	CALP
19	UPS Girls Bhiloda	8270401601	Sagwara	Gender Gap
20	UPS Torania	8270401701	Sagwara	ST
21	UPS Kanpur	8270107304	Sagwara	CALP
22	UPS Deria Phala	8270205402	Sagwara	ST
23	PS No. 2 Sagwara	8270469005	Sagwara (U)	CWSN
24	UPS Debada Bada	8270412601	Sagwara	CWSN
25	PS Chitroti	8270220301	Dungarpur	Civil Work, CCE
26	UPS Batikara	8270202902	Dungarpur	ST
27	UPS Punali	8270202301	Dungarpur	NPEGEL
28	PS Kolkhanda khas	8270203102	Dungarpur	CALP
29	UPS Kolkhnada Pal	8270203201	Dungarpur	ST, CCE
30	UPS Jogiwara	8270203701	Dungarpur	Civil Work
31	PS Samota Kaoda	8270203401	Dungarpur	ST
32	KGBV Bhacharia	8270204702	Dungarpur	KGBV
33	UPS Udaipura	8270114103	Bichchiwara	ST
34	UPS Bori	8270106601	Bichchiwara	CCE
35	PS Thana	8270106402	Bichchiwara	CALP
36	UPS Mada	8270100101	Bichchiwara	CALP
37	UPS Patt Talai	8270100702	Bichchiwara	NPEGEL
38	UPS Gainjee	8270115708	Bichchiwara	KGBV
39	PS Utiya	8270116201	Bichchiwara	General
40	UPS Bhandaria	8270112801	Bichchiwara	ST